

Wednesday, 2nd August

Issue No 23

Items in this Link

Calendar Dates/Important info	Pg. 1
Principal Comments	Pg. 2-4
HFC	Pg. 5
Principals Day	Pg. 6
100 Days of prep	Pg. 7
Earn & Learn	Pg. 8
Hillsmeade Heroes/ Head Lice	Pg. 9
Hillsmeade Values/Camp	Pg. 10
Qkr!	Pg. 11
Hillsmeade Clubs	Pg. 12
Canteen/Reminders	Pg. 13
Link Advertising	Pg. 14

4th August	Whole School Elective Program Principal's Day
9th August	District Athletics Year 2 Camp Information Evening
10rd August	School Photos Year 6 Camp Meeting 5-6pm
11th August	Assembly 2:45pm
15th August	ICAS Maths Test 
16th August	Hoop Time Year 5 & 6
18th August	Curriculum Day 'No students required at school'
21st-25th August	Prep & Year 1 Swimming
29th August	Mandarin Evening - Cultural Activities
1st September	Father's Day Morning 8:30am-9:30am Gymnastics Excursion Elective Program
4th-6th September	Year 4 Forest Edge Camp

REMEMBER

School Photo envelopes have been sent home. They need to be given to the photographer on photo day, Thursday August 10th. **Please do not send envelopes to the office.**

Picking up Students during recess, lunch & afterschool

If you are planning on picking your child up from school in between 11-11:30am or 1:30-2:30pm, please let the office or teacher know so we can have your child and their bags waiting in the office. While the kids are outside, it is hard for them to hear all of the announcements. Our teachers also lock the classrooms during recess and lunch so it can make collecting school bags difficult. After school if you are running late please call the office before 3:20pm so we can call your child to the office and have them wait with us. **Please remember school finishes at 3:30pm each day and your child is required to be picked up no later than 3:45pm.**

NOTICES INFORMATION

- Gardening Elective Notice
- Year 4 camp packing information
- Year 2 Camp information
- **Change Of Photo Day Notice**

MOTTO

Growing & Learning Together

MISSION

To provide a caring, safe and supportive learning environment for children to grow.

VISION

At Hillsmeade Primary School, we aim to continually grow and learn together by: supporting individual abilities and excellence in academic achievement, celebrating diverse backgrounds and cultures, and becoming global citizens prepared for the needs and expectations of our ever changing society.

Dear Parents / Guardians,

What an exciting few weeks we have had at Hillsmeade. Congratulations to our Prep students who celebrated 100 days of Prep last week. We continue to be amazed at how our Prep are learning and the positive way they interact with the students and staff at our school.



New Portables

It is very exciting to see our new portables being ready to move into. We have 4 of the new rooms almost ready for the Grade 5's to move into while the old Year 5 buildings are removed and replaced. Thank you to the staff and students who have been supporting the disruption to the ground whilst this exciting work is happening.




Professional Learning

On the 27th of July Mr. Cardamone, Miss Page and Miss Carter went to the Victorian Principal Association (VPA) Young Leaders conference in Moonee Ponds. We were able to meet board members, principals and associates sharing their journey into school leadership. They also discussed what leadership is within schools and the importance of being an effective leader. We heard inspiring stories of people within the education system making a difference around the world. It was a great opportunity for us as young teachers to experience.

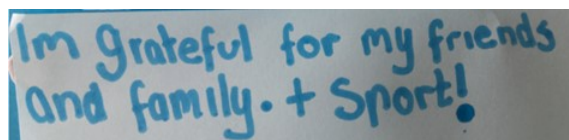
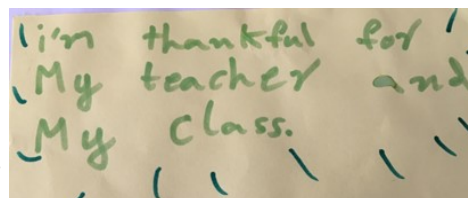
John Cardamone

On Friday the 28th of July Deborah Harry, Sarah Smith, Dimple Bhardwaj and I were invited to attend the Victorian Principals Association meeting to present our professional learning as part of a study award we received in 2016. It was a great opportunity to show case the professional learning offered throughout our school for our leaders. A big thank you to PSW for funding the grant for this important work to happen at Hillsmeade.



Gratitude Wall

It is exciting to see our Hillsmeade Student Gratitude Wall up and running in the gym. In term 2 student leaders supported students to record and write notes about what they are grateful for and displayed them on the wall. We have started fresh this term with the Gratitude Wall ready for more comments. The gratitude notes from Term 2 have been made into a book and is located just under the Gratitude wall in the gym. A big thank you to Mitze and the student leaders for creating this for our school.



Hoop Time Year 3 / 4

On Monday the 31st of July I was lucky enough to attend the Year 3 / 4 Hooptime event with Ahmad Chazbek, Jess Szalek, Kim Hynes and some very excited Year 3 and 4 students. It was a wonderful day, with the students of Hillsmeade participating positively and competitively. It was so wonderful to see many parents, grandparents and carers in attendance supporting the students. The Year 3 / 4 students supported, encouraged and cheered each other on at all games. It really made a difference in the grand final for Jess Szalek's Future Stars team that were successful in winning through to the next stage. A big thank you to teachers who attended and to Ahmad Chazbek, for again coordinating a wonderful extra-curricular opportunity for our students.



Our amazing Hillsmeade
Cheer Leaders



Congratulations

I was very excited to hear this week that some previous Hillsmeade students have had continued success in their school basketball achievements. Thank you to Karen Hounsome for sharing the news of the below Alkira students in their competition this week. It is wonderful to have an ongoing positive relationship with previous students and seeing them continue to succeed.



Learning in Action



Earn and Learn

This year Hillmeade Primary School is again registered to be part of the Earn and Learn Program. Previously this program has supported us in obtaining more resources to support curriculum areas in Literacy, Numeracy and Physical Education. If you shop at Woolworths it would be great if you could collect the stickers and either send them in to school or drop them in the Hillsmeade Primary School collection box located at Woolworths.

Reminders

A reminder that this Friday will be our whole school elective program taking place from 2:45pm. Have a wonderful week.

Jodie Bray
Principal



THINK BIG DREAM BIG

This term we have our very exciting **DISCO** - dress up and have lots of fun.
The date for this event is Friday 8th September.



Our Glow stick order forms will be in the link soon so you can "**Shine the Night Away**," with payments QKR preferred or cash. With QKR payments we can guarantee your glow order gets to the HFC and not spent at the canteen!!!

Junior Disco will consist of grades Prep, 1 and 2 and Senior 3, 4, 5 and 6.

Currently we are asking for some volunteers for both events, Working With Children's card is a **MUST**.

If you are interested, please leave your name and phone number at the office so I can call you personally to discuss the night.

Have a great week everyone
Inez - HFC President 2017



Remember to LIKE our Hillsmeade Fundraising & Reminders page on FACEBOOK.



PRINCIPALS DAY

Friday August 4th is Principals Day in Victoria. It's an opportunity for us as a school community to pause and thank our hard-working Principal Jodie Bray and her Assistant Principals (Shiona Watson, Sarah Smith and Scott Clode) for their hard work and commitment to our kids.

Hillsmeade is a large, complex organisation, and has all the excitement, problems and challenges that come with steering such a large group of individuals. Jodie and her leadership team maintain a clear, consistent focus on the best outcomes for the kids no matter what is thrown at them, and they handle it all with grace and an enthusiasm for the future that inspires the entire teaching staff.

On behalf of the School Council and the broader parent community: thank you Jodie, Shiona, Sarah & Scott for your dedication and determination. As our kids leave Hillsmeade confident and compassionate citizens they will be a testament to your enthusiasm for great education!

- Stewart Johnson (School Council President)

100

Days of Prep



On Friday 28th July, our Prep students celebrated their **100th Day of School!** All year, they have been counting the days on a special chart and were very excited to reach 100. To celebrate, students participated in a range of fun learning experiences connected to the number 100. They visited different Prep classrooms for games, songs, craft and number challenges. At assembly, the whole school joined in with the celebrations by singing 'Count to 100' with actions. Congratulations to our Preps and well done to our fantastic Prep teachers who have given our students such a wonderful start to school!

Treating and controlling headlice

health

Testing resistance

Head lice products belong in one of the following categories depending on the active compound they contain:

- pyrethrins
- synthetic pyrethroids (permethrin, bioallethrin)
- organophosphates (malidion or malathion)
- herbal with or without natural (non-chemical) pyrethrins.

Insecticide resistance is common, so you should test if lice are dead. If they are, treat again in seven days using the same product. If the lice are not dead, the treatment has not worked and the lice may be resistant to the product and all products containing the same active compound. Wash off the product and treat as soon as possible using a product containing a different active compound. If the insecticide has worked, the lice will be dead within 20 minutes.

Any head lice product could cause a reaction and should be used with care by women who are pregnant or breastfeeding, children less than 12 months old and people with allergies, asthma or open wounds on the scalp. If you are unsure, please check with your pharmacist or doctor.

Head lice combs

Combs with long, rounded stainless steel teeth positioned very close together have been shown to be the most effective, however, any head lice comb can be used.

Head lice eggs

Head lice eggs are small (the size of a pinhead) and oval. A live egg will 'pop' when squashed between fingernails.



Dead eggs have crumpled sides and hatched eggs look like tiny boiled eggs with their tops cut off.

Regulations

According to the Public Health and Wellbeing Regulations 2009, children with head lice can be readmitted to school or children's service centres after treatment has commenced.

The department recommends a child with head lice can be treated one evening and return to school or children's service centres the next day, even if there are still some eggs present. There is no need to miss school or child care because of head lice.

Preventing head lice

Check your child's head regularly with comb and conditioner. There is no research to prove that chemical or herbal therapies can prevent head lice.

Further information

The following website offers further information:
www.health.vic.gov.au/headlice

While children are at school many families will have contact with head lice. The information contained here will help you treat and control head lice.

Catching head lice

Head lice have been around for many thousands of years. Anyone can get head lice.

Head lice are small, wingless, blood sucking insects. Their colour varies from whitish-brown to reddish-brown. Head lice only survive on humans. If isolated from the head they die very quickly (usually within 24 hours).

People get head lice from direct hair to hair contact with another person who has head lice. This can happen when people play, cuddle or work closely together.

Head lice do not have wings or jumping legs so they cannot fly or jump from head to head. They can only crawl.

Finding head lice

Many lice do not cause an itch, so you have to look carefully to find them.

Head lice are found on the hair itself and move to the scalp to feed. They have six legs which end in a claw and they rarely fall from the head. Louse eggs (also called nits) are laid within 1.5 cm of the scalp and are firmly attached to the hair. They resemble dandruff, but can't be brushed off.

Lice can crawl and hide. The easiest and most effective way to find them is to follow these steps:

- Step 1** Comb any type of hair conditioner on to dry, brushed (detangled) hair. This stuns the lice and makes it difficult for them to grip the hair or crawl around.
- Step 2** Now comb sections of the hair with a fine tooth, head lice comb.
- Step 3** Wipe the conditioner from the comb onto a paper towel or tissue.
- Step 4** Look on the tissue and on the comb for lice and eggs.
- Step 5** Repeat the combing for every part of the head at least four or five times.

If lice or eggs are found, the hair should be treated.

If the person has been treated recently and you only find empty hatched eggs, you may not have to treat, as the empty eggs could be from a previous episode.

Treating head lice

Treating head lice involves removing lice and eggs from the hair. There are two ways you can do this:

1. Buying and using a head lice lotion or shampoo, following the instructions on the product
2. Using the conditioner and comb method (described under 'finding head lice') every second day until there have been no live lice found for ten days.

If you choose to use a head lice product always read and follow the instructions provided with the product carefully. The following points may also be helpful:

- Head lice products must be applied to all parts of the hair and scalp.
- No treatment kills all of the eggs so treatment must involve two applications, seven days apart. The first treatment kills all lice; the second treatment kills the lice that may have hatched from eggs not killed by the first treatment.
- Cover the person's eyes while the treatment is being applied. A towel is a good way to do this.
- If you are using a lotion, apply the product to dry hair.
- If you are using a shampoo, wet the hair, but use the least amount of water possible.
- Apply the treatment near the scalp, using an ordinary comb to cover the hair from root to tip. Repeat this several times until all the hair is covered.

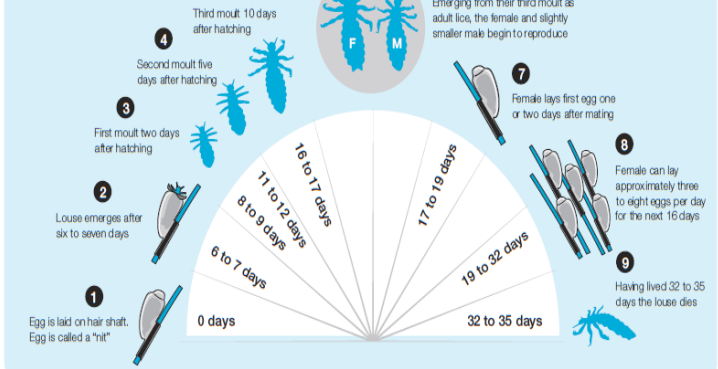
There is no need to treat the whole family - unless they also have head lice.

Concentrate on the head - there is no need to clean the house or the classroom.

Only the pillowcase requires washing - either wash it in hot water (at least 60°C) or dry it using a clothes dryer on the hot or warm setting.

The life cycle of head lice

Pediculus humanus capitis



The information in this pamphlet is based on the research conducted and written by Associate Professor Rick Speare and the team of researchers at, School of Public Health and Tropical Medicine, James Cook University.

Cover concept by students from St Patrick's Primary School, West Geelong. Life cycle diagram courtesy of Nitpickers Qld. © Copyright Department of Health 2010. Authorised by the State Government of Victoria, 50 Lonsdale Street, Melbourne. November 2010. PH468. (1010013)

Hillsmeade Heroes



Parwarne Tahha
Mia Avery
Chloe Allen
Maddison Carbery
Rosie Mckenzie
Damien Smart
Nicolas Monck
Tyler Tapuai-Tonumaipea
Santi Giannaras
Summer Gibson
Theodore Eliadis
Naveed Rizaye
Charlize Rigney
Mia Armstrong
Shukufa Eftekhari

Cameron Hicklin
Luke Geddes
Eshjot Kaur
Kehan Jayasekara
Kaan Filiz
Ryan Allen
Noah Crathern
Iliya Ramezanzadeh
Alice-Lily Somervell
Yaree Asghari
Musa Abdul
Lucas Scrobo
Emilia Honey
Alyshia Chung
Moalik Akhlaqi

Aekam Lamba
Lakeisha Martin
Nath Humphreys
Noor Balasim
Maddy Mahon
Erik Tereva
Connor Kenward
Jack Perry
Tamara Golubovic
Autumn Coldwell
Tanya Wines
Kevin Wu
Jayden Blackman
Sama Jamil

HILLSMEADE VALUES



Responsible

Being responsible means you do the things you are expected to do. It is something that affects your life and the lives of those around you.

To understand responsibility, children need to learn to accept the consequences of their words, actions and decisions.

With responsibility comes trust and independence.

Teachers promote responsibility by encouraging children to practise:

- Following routines
- Looking after their own belongings
- Changing their own readers
- Completing homework on time
- Sharing and taking turns
- Completing tasks with independence
- Using manners
- Playing safely in the yard
- Thinking about others' feelings
- Working cooperatively

Parents can help children practise being responsible at home by:

- Getting them to pack and unpack their own bags and lunchboxes
- Providing a regular time and place for homework to be done
- Setting housework tasks - doing the dishes, feeding a pet, tidying their room
- Enforcing hygiene responsibilities – brushing teeth, washing hair, washing clothes
- Listing jobs and setting time limits to complete tasks like getting ready for bed or school
- Encouraging them to help with tasks whenever possible

Andrea Garwood – Classroom teacher

Year 6 Canberra Camp

Please remember these are the suggested Canberra Camp instalments:

Sixth Instalment of \$100 was due on the 14th July.
The total amount (\$580) must be paid in full before Friday 11th of August.

Any concerns please contact Laura Black or Julie Hale regarding payment options.



FOREST EDGE

Please remember these are the suggested Camp

instalments after a deposit has been paid:

First Instalment 12th June \$40

Second Instalment 26th June \$40

Third Instalment 10th July \$40

Fourth Instalment 24th July \$40

Final Payment 7th August \$25

The total amount (\$235) must be paid in full before Wednesday 16th August.



masterpass

TIP OF THE WEEK

Q. How can I be sure my child's food order has been received by the school?

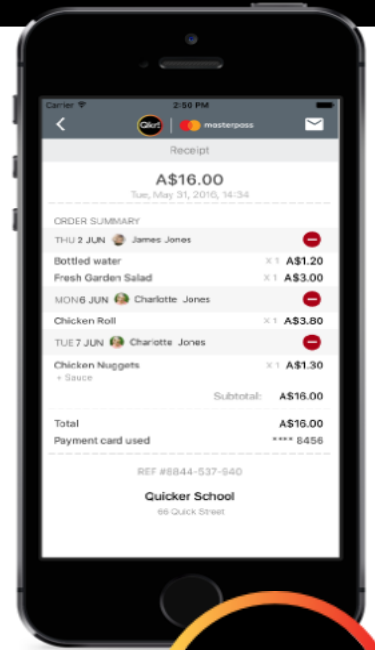
A. Qkr! is the safe, secure, reliable way to pay for school food orders. Your eReceipt is confirmation that the order has been received by the school.

On canteen days the staff print stickers for each Qkr! order containing the child's name, class and order details. Orders are prepared and placed in individual bags labelled with the stickers for ease of identification.

Qkr! orders are much more efficient to prepare than cash orders. Ordering with Qkr!:

1. Speeds up preparation so canteen staff have more time to prepare and serve food;
2. Reduces the time spent on cash handling tasks;
3. Reduces the need for your child to carry cash to school, so no more worrying about lost lunch money.

Check your school's nominated cut-off time for Qkr! Orders. Food orders cannot be placed after the cut-off time, giving the canteen staff sufficient time to prepare the orders.



masterpass

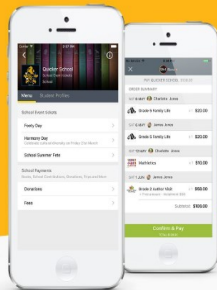


For quicker, hassle-free school payments, try Qkr! today

Introducing Qkr! (pronounced 'quicker') by MasterCard, the secure and easy way to order and pay for school items from your phone at a time and place that suits you.

With Qkr you can:

- Pay for school fees, uniforms, excursions and more;
- See your receipts on the app and get them sent by email if required.



Getting started is easy - try it yourself today

Step 1 Download Qkr!

on your Android phone or iPhone. iPad users can download iPhone app



Step 2 Register

Select your Country of Residence as 'Australia' and follow the steps to register

Step 3 Find our school

Our school will appear in 'Nearby Locations' if you're within 10km's of the school, or search for our school by name.

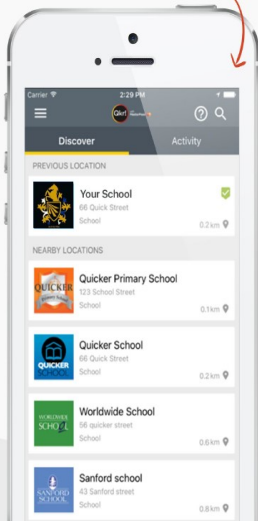
Step 4 Register your children

When first accessing our school you will be prompted to add a student profile for your child. This allows you to make orders and payments for them.

Search for our school name

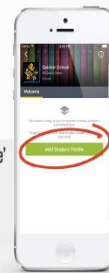
If you have made a purchase you can select our school from 'Previous Location'

If you're within 10 kms of the school, you can select our school from 'Nearby Locations'

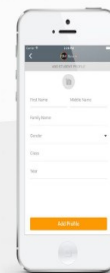


Add your children's details in Student Profiles

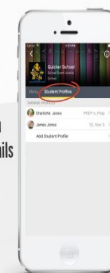
Select 'Add student profile'



Add each child's details

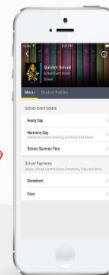


Manage each child's details in Student Profiles

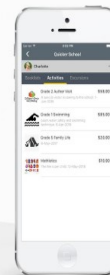


Purchase school items

Select a menu from our school



Select child you are ordering for



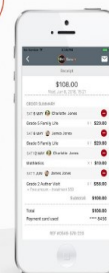
Select your items



Tap 'Checkout' then confirm and pay

Making payments

Add up to 5 cards to your wallet



At checkout select which card to pay with.

Pay with any cards accepted by the school.

Once your payment is approved you can continue to the home page, or view your receipt.

Read All About It! Read All About It!

Lunchtime Library Borrowing

Great news, the library will be open during Tuesday lunchtimes for borrowing.

Return books, borrow books or drop in and read up a storm.



HILLSMEADE READING CLUB!

An opportunity for you to come to a comfortable place to read before school with friends, buddies and teachers.

We hope to see you there!

Kind regards,

Mrs Ahlgren, Mrs Porter and Miss Petersen

Where The Library

When Mondays and Wednesdays from 8:15am to 8:45am



Why

to take a chance to practice and enjoy reading in a supportive and encouraging environment.



HILLSMEADE'S RUNNING CLUB!

Do you want to run off some extra energy, be healthy, have fun, and meet new people? Then Hillsmeade's Running Club is the place for you.

Come and meet us at the school oval outside Mr. Cardamone's room to sign in, run some laps around the track and enjoy!

Don't forget to wear your runners!
Mrs Kett and Mrs Pilarinos

WHY?

- BE HEALTHY
- RUN OFF THAT EXTRA ENERGY
- MEET NEW PEOPLE
- CHALLENGE YOURSELF
- SET AND ACHIEVE GOALS

When:

Wednesdays and Fridays

Time:

8:15-8:45am

WET WEATHER

With the wet weather and plenty of puddles around, could parents please pack a spare set of clothes in your child's bag.



Enrolments for 2018

If you have a child you wish to attend Hillsmeade PS in 2018 please collect an enrolment form from the school office.

This week the Peer Support program has begun with the Grade 6 leaders working with the Grade 5 students. The program looks at *Keeping Friends*, focusing on friendship, building relationships and developing skills in empathy and critical thinking. This week they set a group agreement and begun to think about the characteristics of a good friend.



Preferred Payment Method



Canteen Specials

2017 Term 3

Orders to be in NO later than 9:30am.

CLOSED TUESDAYS

Clearly write Name and Grade with your order on your bag, or envelope. Alternatively you can view and order everything on our Qkr! App.

Please remember an extra 10c in your order if you DON'T have a brown paper bag.

Canteen Reminders

Term 3 canteen menus have been sent home.

All frozen fruit, ice-creams & slushies need to be collected from the canteen at lunch time (they will not be delivered to the classroom).



Drink Bottles

Please ensure you name your child's drink bottles.

We have a large number of unnamed drink bottles in lost property.




**Breakfast Club is back
Tuesdays 8:15-8:40**

We ask parents not to bring dogs onto the school grounds before 4:30pm during school days. There have been a growing number of dogs being brought onto school grounds during school hours and there have been reports of students being harassed and injured as a result of contact with dogs.



We ask that you respect this request and regard the safety of Hillsmeade students.

Advertise
Here



ADVERTISE
WITH
US



WAVERLEY
Gymnastics Centre

NARRE WARREN GYMNASTICS



A fun, safe and challenging gymnastics program for girls and boys aged 4-13 years! Classes are held in the Fountain Gate Primary School gymnasium on Wednesday & Thursday afternoons. Call now to book your FREE trial class!

9887-9611

www.waverley.gymnastics.org.au

K
A
R
A
T
E

Karate Classes

Free Karate Uniform!!
All Ages—Male and Female

Sport
Fitness
Confidence
Self Defence
Discipline
Fun
Friendship

FRIDAYS:
HILLSMEAD PRIMARY SCHOOL
THE PROMINADE, NARRE WARREN SOUTH
JUNIORS: 7 TO 13 YEARS: 6:30PM TO 7:45PM
TEENAGERS & ADULTS: 6:30PM TO 8:30PM



LION BUSHIDO KARATE ACADEMY

WWW.LIONBUSHIDO.COM

Tuesdays: Fountain Gate Prim. School Prospect Hill Drive Narre Warren	Saturdays: Dandenong Primary School Cnr. New St & Foster St Dandenong	TUESDAYS ALSO AT: Heary Park Primary School Buckingham Road Rowville	Mondays: Patterson Lakes Community Centre 54-70 Thompson Rd. Patterson Lakes
---	---	--	--

Free Trial Class Phone 9887 4098

Bookings available for Term 1 — 2017