

Wednesday, 11th October

Issue No 31

Items in this Link

Calendar Dates/Important info	Pg.1
Principal Comments	Pg.2-8
VSSS	Pg. 9-10
School Banking	Pg.11
HFC	Pg.12
Hillsmeade Heroes/ Canteen	Pg.13
Hillsmeade Clubs	Pg. 14
Link Advertising	Pg.15

Enrolments for 2018

If you have a child you wish to attend Hillsmeade PS in 2018 please collect an enrolment form from the school office.



13th October	Assembly 2:45pm
20th October	Whole School Elective Program
27th October	HFC Walk-a-thon Event Assembly 2:45pm
31st October	Year 6 Photo
1st November	Science Expo
2nd November	Hoop Time - 3/4 Regional Final
9th November	Art Show ELC
14th November	Prep Transition 1st Session
15th November	Curriculum Day (No Students At School)
16th-17th November	Prep Woodwork Incursion
21st November	Art Expo Prep Transition 2nd Session

Picking up students during recess, lunch & afterschool

If you are planning on picking your child up from school in between 11-11:30am or 1:30-2:30pm, please let the office or teacher know so we can have your child and their bags waiting in the office. While the kids are outside, it is hard for them to hear all of the announcements. Our teachers also lock the classrooms during recess and lunch so it can make collecting school bags difficult. After school if you are running late please call the office before 3:20pm so we can call your child to the office and have them wait with us. **Please remember school finishes at 3:30pm each day and your child is required to be picked up no later than 3:45pm.**

MOTTO

Growing & Learning Together

MISSION

To provide a caring, safe and supportive learning environment for children to grow.

VISION

At Hillsmeade Primary School, we aim to continually grow and learn together by: supporting individual abilities and excellence in academic achievement, celebrating diverse backgrounds and cultures, and becoming global citizens prepared for the needs and expectations of our ever changing society.

Dear Parents / Guardians,

Happy week one of term 4. What an exciting term ahead we have. Firstly I would like to welcome some new staff to our school.

Business Manager – Stewart Johnson (resigned as School Council President)

6A – Janelle Struth

Prep D – Ashleigh Bell

Prep E – Lauren Slevin


1C – Rush Rajaram

4D – Bethany Baker

We know that you will join us in welcoming our new Hillsmeade Primary School staff.

Year 6C Elections

Well done to the students from 6C who presented some wonderful election speeches on the last week of Term 3. The speeches were thoughtful, passionate and well presented. It was pleasing to see so many students speak in front of the class. All students, including audience members should be proud of their work and commitment to their teams during this unit of work.



School Improvements

I would like to again take this opportunity to thank Don our gardener for the tremendous work that has taken place throughout the school grounds. The school is looking wonderful and the students, staff and visitors have made many positive comments about the noticeable changes.

Keep your eyes peeled for some future exciting grounds work that will be taking place throughout the school this term.



Footy Day

On the last Friday of Term 3, Hillsmeade celebrated our annual Footy Day! We had some beautiful weather to enhance the atmosphere of cheering footy fans during our morning parade; where students marched proudly around the basketball courts to their team's theme song. This year marked the introduction of a gold coin donation to raise money for the Fight Cancer Foundation and we successfully raised a total of \$423. Collingwood fans had the highest money raised. Following the parade, we hosted our ever competitive Longest Kick competition, with some outstanding efforts across the school from all class representatives.

Congratulations to all of our winners:

Prep: Josh & Charli

Grade 1: Brandon & Addison

Grade 2: Archer & Charli

Grade 3: Flynn & Bella

Grade 4: Tyren & Charlotte

Grade 5: Nathan & Kira



Grade 6: Luke & Hailee.

We ended our celebrations by thoroughly enjoying the lunchtime Teachers vs. Students AFL match; noting that the teachers won comfortably! A big thank you to Danielle McKelvie, our Peer Support team and Year 6 Student Leaders for all of their assistance on the day and also thank you to Toni Barker & Brent Rafferty for organising and hosting such a successful day.

Jess Szalek

A big thank you to all of the students, teachers and staff that participated in our footy day on the last day of Term 3. It was a wonderful event organised by Jess Szalek, Toni Barker and Brent Rafferty. We would like to take this opportunity to publicly acknowledge their work in organising a wonderful and entertaining event for our school community.



Portable removal and replacement

It is very exciting to see our new portables in place and ready to occupy. The Year 5 students are excited to be moving into their permanent rooms. This will then also allow 4C, 4D and 5C to move into their new rooms. This has been a wonderful opportunity for our school and allows us some brand new rooms for the benefit of our school community.




Over the next few weeks the remaining removals will be taking place and we will see some new spaces open up for our students use.

I would like to take this opportunity to thank the students, staff and wider school community for their patience and flexibility during this important work for the school.


Year 5 Maths extension

This week is our first week in trialling some extension maths opportunities with some selected Year 5 students. This involves students who have demonstrated learner readiness across concepts to take part in Mathematic workshops alongside like ability Year 6 students. Thank you to Year 5 PLT Leader Toni Barker and Year 6 PLT Leader Jess Szalek for coordinating this opportunity for our students.



On Tuesday 10th, we went to Ms Szalek's Year 6 class for maths workshops. It was a great challenge for us. At the start we didn't understand it but Ms Szalek came over and helped us. This has really motivated us and taught us to be persistent. We are really grateful to get this opportunity and we will greatly benefit from this. We hope that other students get opportunities like this too.

By Jack, Logan and Ricky 5B



Reminders

A reminder that this Friday our whole school assembly beginning at 2:45pm in the gym. If you are available to attend we would love to see you there, I hear that there will be a wonderful performance from our year 1 students.

Jodie Bray
Principal

What is the Victorian State Schools Spectacular?

The annual Victorian State Schools Spectacular provides an invaluable performing arts opportunity for Victoria's government school students from Prep to Year 12, encouraging development of their creative skills, discipline, perseverance and confidence over months of rehearsals.



As one of the largest recurring productions in Australia, the Victorian State Schools Spectacular brings together over 3000 school students performing as a 64 piece orchestra, 1300 voice choir, 1200 mass dancers, 30 lead vocalists, 16 principal dancers, 20 ensemble dancers, 8 backing vocalists, roller skaters and puppeteers and much more.

Participating students have the opportunity to work with industry professionals including Creative Director Neill Gladwin, Musical Director Chong Lim, Dance Director Deon Nuku, (*Scooby Doo*, *Happy Feet*, *Moulin Rouge*) and Associate Dance Director Troy Phillips (*King Kong the Musical*, *Moulin Rouge*, *Hairspray*, *The Boy from Oz*).

The Victorian Spectacular's growing alumni includes: winner of The Voice Harrison Craig; Adam Ladell, The Voice, Semi-Finalist 2016; Vanessa Amorosi; Hairspray lead Jaz Flowers; Opera Australia artist Nicole Car; actress and Korean pop artist Hany Lee (*Neighbours*, *Wentworth*).

THE VICTORIAN STATE SCHOOLS
SPECTACULAR

The Spectacular showcases and unites government school communities through working towards a common goal of more students reaching the highest level of achievement in the arts, ensuring kids are happy, healthy and resilient, and building pride in our schools. The 2017 Victorian State Schools Spectacular was performed at Hisense Arena on Saturday 16 September.

This year's show entitled 'Anything is possible' explores themes of creativity, freedom of expression and self-empowerment – taking inspiration from the song *Pure Imagination* (*Charlie and the Chocolate Factory*).

(source <http://www.education.vic.gov.au>)

Congratulations to the following students who represented Hilsmeade in the mass dance section of the show:

Lucy, Eszter, Ally, Taylor, Ezri, Hanna, Isabel, Abigail, Grace, Ilira, Amy, Rita, Scarlett, Suwinee and Mindara.

Each student demonstrated outstanding commitment, dedication and resilience. Along the way we have had many laughs (often at my dancing!), learned new skills, grown in confidence and made new friends. A big 'Thank you' goes to Karen Hounsome, in particular for helping us to master the 'Pas de bourree'!

Make sure that you watch the Victorian State Schools Spectacular when it airs on TV in December.

Lisa Scott



SCHOOL BANKING COMPETITION

Don't forget all school bankers who make 3 or more deposits between 14th August-10th November 2017 are automatically entered into the draw to win a High Tech Prize.

In order to be in the running to win a Game Master Prize (Nintendo Switch) you must:

1. Make 3 more deposits between 14th August-10th November 2017

It's time to bring the 3D Dollarmites and the future world to life with the new Future Savers app – and enter an exciting competition for the chance to win a Game Master Prize. You can download the Future Savers app from the App Store or Google Play from **Monday 16 October 2017**.



Experience the magic of augmented reality

The Future Savers app features augmented reality, letting you explore the future world, play games and learn about money with the Dollarmites in 3D. Are you ready to bring hover basketball into your room? To snap pictures of colourful butterflies all around you? How about fly a drone through a futuristic city?

How to download and play the Future Savers app

1. Download the Future Savers app on a smartphone or tablet running iOS or Android (search Future Savers in the App Store or Google Play) – available from **Monday 16 October 2017**.
2. Open the Future Savers app and follow the instructions to point your device's camera at your Dollarmites deposit book. A new \$5 note works too. This will trigger the augmented reality.
3. Start playing the first game – games 2 and 3 will be unlocked on the two following Mondays.



Game 1 - Butterfly Snaps
(16 Oct)



Game 2 - Drone Rescue
(23 Oct)



Game 3 - Hover Basketball
(30 Oct)

How to enter the competition

After you play all three games in the Future Savers app, go to commbank.com.au/futuregames to complete the Game Master Prize online entry form, answering the three Future Savers game questions, by **Friday 10 November 2017**. To be in the running you also need to make three or more School Banking deposits during the competition period (14 August 2017 – 10 November 2017). This will automatically give you a chance to win one of the High Tech Prizes as well – including racing robots, activity trackers and 3D pens.

2. Download the Future Savers app from 16th October 2017 on a smartphone or tablet running iOS or Android, and play all 3 games (unlocked weekly on 16th, 23rd & 30th October)
3. Complete the online entry form between 30th October – 10th November

Good Luck and
Happy Banking



CommonwealthBank



THINK BIG DREAM BIG

Welcome to Term 4. Our huge exciting events for this term are;

* Friday 27th October the Weird and Wacky Walkathon. Bring your costume to school to wear at your designated time slot (this is not a free dress day).

Information sheets are being sent home this week.

* Friday 8th October our Carols by Twilight starting at 5.30pm.

Stalls, Face Painting, Games, Jumping Castles, Silent Auction, and Singing for all our family and friends. All Welcome!

* Friday 15th Free Dress Day, bring a donation for our massive Christmas Raffle.

* Last day of school - HFC morning assembly for our Christmas Raffle presentation.

Lots of work for the HFC to do and we thank our school community for it's continued support.

Have a great week!
Inez - HFC President 2017



Remember to LIKE our Hillsmeade Fundraising & Reminders Page on FACEBOOK

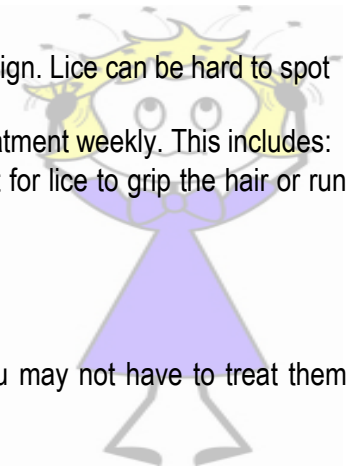


Finding head lice

Half of the people who have head lice never scratch their head, so itching is not a reliable sign. Lice can be hard to spot because they move quickly.

The easiest and most effective way to find head lice is to use the conditioner and comb treatment weekly. This includes:

- Step 1. Comb hair conditioner onto dry, brushed (detangled) hair. This makes it difficult for lice to grip the hair or run around.
- Step 2. Wipe the conditioner from the comb onto a paper towel or tissue.
- Step 3. Look on the tissue and on the comb for lice and eggs.
- Step 4. Repeat the combing for every part of the head at least four or five times.
- Step 5. If the person has been treated recently and only hatched eggs are found, you may not have to treat them again, since the eggs could be from the old infection.
- Step 6. If lice or eggs are found, the person should be treated.



Hillsmeade Heroes



Aban Chaudhry
Annabella Woo
Lucas Peluso
Anu Sundeep
Imogen Ware
Yaree Asghari
Jarvis Williams
Angel Kraja

Theodore Eliadis
Ananya Tiwari
Mostafa Mohammadi
Mikaere Barnes
Tomas Del Papa
Narjis Balasim
3C for being amazing for Miss P
3D

2017 Term 4

Canteen Specials

Preferred Payment Method



Orders to be in NO later than 9:30am.

CLOSED TUESDAYS

Clearly write Name and Grade with your order on your bag, or envelope.

Alternatively you can view and order everything on our Qkr! App.

Please remember an extra 10c in your order if you DON'T have a brown paper bag.

Thursday Specials

Aussie Pie or Sausage Roll & Drink	\$4.00
Caesar Wrap, Frozen fruit & Drink	\$6.00
** Add Chicken**	\$1.00
Chicken Strip Wrap & Drink	\$6.00

Monday / Wednesday Specials

3 Fried or Steamed Dim Sims & Drink	\$3.50
Pizza or Pasta And a Drink	\$6.00
Chicken or Ham & Salad Roll & Drink	\$6.00

\$1.50



NEW

Canteen Reminders

All frozen fruit, ice-creams & slushies need to be collected from the canteen at lunch time (they will not be delivered to the classroom).



HILLSMEADE'S RUNNING CLUB!

Do you want to run off some extra energy, be healthy, have fun, and meet new people? Then Hillsmeade's Running Club is the place for you.

Come and meet us at the school oval outside Mr. Cardamone's room to sign in, run some laps around the track and enjoy!

Don't forget to wear your runners!
Mrs Kett and Mrs Pilarinos

WHY?

- BE HEALTHY
- RUN OFF THAT EXTRA ENERGY
- MEET NEW PEOPLE
- CHALLENGE YOURSELF
- SET AND ACHIEVE GOALS

When:

Wednesdays
and Fridays

Time:

8:15-8:45am

**Read All About It!
Read All About It!
Lunchtime Library
Borrowing**
Great news, the library will be open during Tuesday lunchtimes for borrowing.
Return books, borrow books or drop in and read up a storm.



HILLSMEADE READING CLUB!

An opportunity for you to come to a comfortable place to read before school with friends, buddies and teachers.

We hope to see you there!

Kind regards,

Mrs Ahlgren, Mrs Porter and Miss Petersen

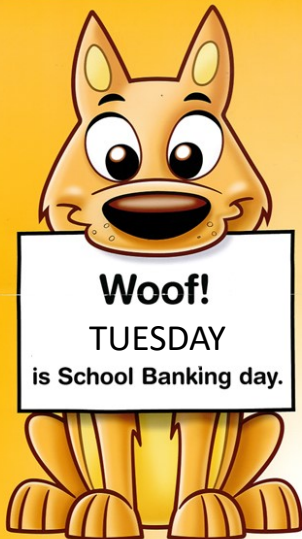
Where The Library

When Mondays and Wednesdays from 8:15am to 8:45am



Why

to take a chance to practice and enjoy reading in a supportive and encouraging environment.



CommonwealthBank


We ask parents not to bring dogs onto the school grounds before 4:30pm during school days. There have been a growing number of dogs being brought onto school grounds

during school hours and there have been reports of students being harassed and injured as a result of contact with dogs.

NO DOGS ALLOWED



Advertise Here



ADVERTISE WITH US

Treating and controlling headlice

health

While children are at school many families will have contact with head lice. The information contained here will help you treat and control head lice.

Catching head lice

Head lice have been around for many thousands of years. Anyone can get head lice.

Head lice are small, wingless, blood sucking insects. Their colour varies from whitish-brown to reddish-brown. Head lice only survive on humans. If isolated from the head they die very quickly (usually within 24 hours).

People get head lice from direct hair to hair contact with another person who has head lice. This can happen when people play, cuddle or work closely together.

Head lice do not have wings or jumping legs so they cannot fly or jump from head to head. They can only crawl.

Finding head lice

Many lice do not cause an itch, so you have to look carefully to find them.

Head lice are found on the hair itself and move to the scalp to feed. They have six legs which end in a claw and they rarely fall from the head. Louse eggs (also called nits) are laid within 1.5 cm of the scalp and are firmly attached to the hair. They resemble dandruff, but can't be brushed off.

Lice can crawl and hide. The easiest and most effective way to find them is to follow these steps:

- Step 1** Comb any type of hair conditioner on to dry, brushed (detangled) hair. This stuns the lice and makes it difficult for them to grip the hair or crawl around.
- Step 2** Now comb sections of the hair with a fine tooth, head lice comb.
- Step 3** Wipe the conditioner from the comb onto a paper towel or tissue.
- Step 4** Look on the tissue and on the comb for lice and eggs.
- Step 5** Repeat the combing for every part of the head at least four or five times.

If lice or eggs are found, the hair should be treated.

If the person has been treated recently and you only find empty hatched eggs, you may not have to treat, as the empty eggs could be from a previous episode.

Treating head lice

Treating head lice involves removing lice and eggs from the hair. There are two ways you can do this:

1. Buying and using a head lice lotion or shampoo, following the instructions on the product
2. Using the conditioner and comb method (described under "finding head lice") every second day until there have been no live lice found for ten days.

If you choose to use a head lice product always read and follow the instructions provided with the product carefully. The following points may also be helpful:

- Head lice products must be applied to all parts of the hair and scalp.
- No treatment kills all of the eggs so treatment must involve two applications, seven days apart. The first treatment kills all lice; the second treatment kills the lice that may have hatched from eggs not killed by the first treatment.
- Cover the person's eyes while the treatment is being applied. A towel is a good way to do this.
- If you are using a lotion, apply the product to dry hair.
- If you are using a shampoo, wet the hair, but use the least amount of water possible.
- Apply the treatment near the scalp, using an ordinary comb to cover the hair from root to tip. Repeat this several times until all the hair is covered.

There is no need to treat the whole family - unless they also have head lice.

Concentrate on the head - there is no need to clean the house or the classroom.

Only the pillowcase requires washing - either wash it in hot water (at least 60°C) or dry it using a clothes dryer on the hot or warm setting.

Testing resistance

Head lice products belong in one of the following categories depending on the active compound they contain:

- pyrethrins
- synthetic pyrethroids (permethrin, bioallethrin)
- organophosphates (malidion or malathion)
- herbal with or without natural (non-chemical) pyrethrins.

Insecticide resistance is common, so you should test if lice are dead. If they are, treat again in seven days using the same product. If the lice are not dead, the treatment has not worked and the lice may be resistant to the product and all products containing the same active compound. Wash off the product and treat as soon as possible using a product containing a different active compound. If the insecticide has worked, the lice will be dead within 20 minutes.

Any head lice product could cause a reaction and should be used with care by women who are pregnant or breastfeeding, children less than 12 months old and people with allergies, asthma or open wounds on the scalp. If you are unsure, please check with your pharmacist or doctor.

Head lice combs

Combs with long, rounded stainless steel teeth positioned very close together have been shown to be the most effective, however, any head lice comb can be used.

Head lice eggs

Head lice eggs are small (the size of a pinhead) and oval. A live egg will 'pop' when squashed between fingernails.



Dead eggs have crumpled sides and hatched eggs look like tiny hatched eggs with their tops cut off.

Regulations

According to the Public Health and Wellbeing Regulations 2009, children with head lice can be readmitted to school or children's service centres after treatment has commenced.

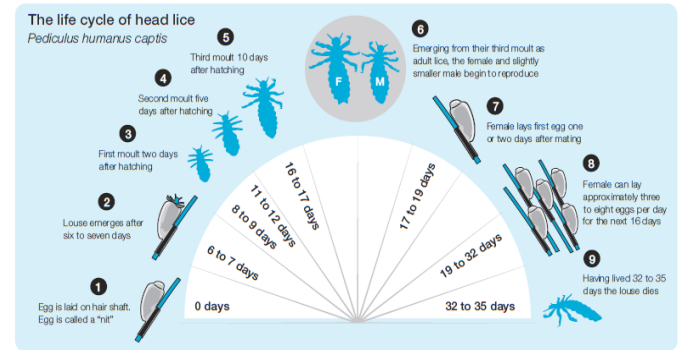
The department recommends a child with head lice can be treated one evening and return to school or children's service centres the next day, even if there are still some eggs present. There is no need to miss school or child care because of head lice.

Preventing head lice

Check your child's head regularly with comb and conditioner. There is no research to prove that chemical or herbal therapies can prevent head lice.

Further information

The following website offers further information: www.health.vic.gov.au/headlice



The information in this pamphlet is based on the research conducted and written by Associate Professor Rick Spears and the team of researchers at School of Public Health and Tropical Medicine, James Cook University.

Cover concept by students from St Patrick's Primary School, West Geelong. Life cycle diagram courtesy of Nitpickers Old. © Copyright Department of Health 2010. Authorised by the State Government of Victoria, 50 Lonsdale Street, Melbourne. November 2010. PH468. (R010013)

KARATE

Sport
Fitness
Confidence
Self Defence
Discipline
Fun
Friendship

Karate Classes

Free Karate Uniform!!
All Ages—Male and Female

FRIDAYS:
HILLSMEAD PRIMARY SCHOOL
THE PROMINADE, NARRE WARREN SOUTH
JUNIORS: 7 TO 13 YEARS: 6:30PM TO 7:45PM
TEENAGERS & ADULTS: 6:30PM TO 8:30PM



LION BUSHIDO KARATE ACADEMY

WWW.LIONBUSHIDO.COM

Tuesdays:
Fountain Gate Prim. School
Prospect Hill Drive
Narre Warren

Saturdays:
Dandenong Primary School
Cnr. New St & Foster St
Dandenong

TUESDAYS ALSO AT:
Heany Park Primary School
Buckingham Road
Rowville

Mondays:
Patterson Lakes Community Centre
54-70 Thompson Rd.
Patterson Lakes

Free Trial Class Phone 9887 4098

Bookings available for Term 1 — 2017