



WEEK 4



# Pink Level Reading Support



LEARNING FROM HOME



SPRING IS HERE








Matt Hidenbrand



# Picture Prompts

## WHAT DO GOOD READERS DO?



Picture	Prompts
	<ul style="list-style-type: none"><li>• Listen to the text</li><li>• Log on to Epic using your class code</li><li>• Find the book shown for your learning this week</li><li>• Find a quiet place where you can hear clearly</li><li>• You need to be doing whole body listening</li></ul>
	<ul style="list-style-type: none"><li>• Time for you to read aloud</li><li>• Remember to use: Pictures (use these to help you work out words) .?! "" (punctuation) (sound out the words - b-a- t)</li></ul>
	<ul style="list-style-type: none"><li>• Learning focus</li></ul>
	<ul style="list-style-type: none"><li>• Use a pencil to complete this task</li><li>• Keep all your work in the same place</li></ul>
	<ul style="list-style-type: none"><li>• This is your speaking, listening and sharing time</li></ul>
	<ul style="list-style-type: none"><li>• Use glue and scissors to cut and paste to complete the task</li></ul>
	<ul style="list-style-type: none"><li>• More please! You can choose one or more on these activities</li></ul>

# DAY 1



*Remember to use  
your prompt sheet*

**Learning Intention:** To make connections between the text and their own life.

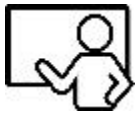


Listen to the book.



Read along with an adult.

Mole and Bear are in the season called 'Spring'. We have 4 seasons in a year.



The seasons are Summer, Autumn, Winter and Spring. **Think about your favourite season of the year.**



Draw a picture of what clothes you would wear and write about what you like to do in that season.



Share it with an adult.



# DAY 2



**Learning Intention:** To understand the problem and the solution in the text.



Listen to the book again.



Read to an adult.

Mole tried to wake Bear up. He tried many different ways.

How would you wake up someone in your family? Is there a funny way to wake someone up?



**Draw** a funny way to wake someone up. **Write** a sentence about your drawing.



Talk to an adult about your picture and writing.

# DAY 3



**Learning Intention:** Infer what a character is like from the story.



Listen to the book again.



Read the book to someone in your family.



Look through the book and take notice of what Mole does. Pay close attention to his face and his body, how might he be feeling? Are his actions positive? What does Bear think of Mole?



Draw a picture of Mole.



Write words about him. **Describe** Mole as a character – not just what he looks like but as a friend.



Share this with an adult.

# DAY 4



*Some more activities  
if you choose...*

**Learning Intention:** To show your understanding about the text

Choose one or more of these activities:




Write a different ending to the story.



Create a new book cover for the story.



Research some interesting information about the seasons.



**Congratulations!**

**Keep up the great reading!**

