

WEEK 4



Yellow Level
Reading Support








LEARNING FROM HOME



Picture Prompts

WHAT DO GOOD READERS DO?



Picture	Prompts
	<ul style="list-style-type: none">• Listen to the text• Log on to Epic using your class code• Find the book shown for your learning this week• Find a quiet place where you can hear clearly• You need to be doing whole body listening
	<ul style="list-style-type: none">• Time for you to read aloud• Remember to use pictures (these to help you work out the words)• use .?! "" (punctuation)• sound out the words - b-a-t
	<ul style="list-style-type: none">• Use a pencil to complete this task• Keep all your work in the same place
	<ul style="list-style-type: none">• Learning focus
	<ul style="list-style-type: none">• This is your speaking, listening and sharing time
	<ul style="list-style-type: none">• Use glue and scissors to cut and paste to complete the task
	<ul style="list-style-type: none">• More please! You can choose one or more on these activities

DAY 1



*Remember to use
your prompt sheet*

Learning Intention: To listen to and read the book **Too Much Noise**.



Listen to the book.



Read along with an adult.



Copy a favourite picture from the book and tell an adult why you chose it.



Talk to an adult about what you have read.

DAY 2




Learning Intention: To know what a character is like by looking at what they do.



Listen to the book again.



Read to an adult.



Look at this page from the book.

The children were making lots of noise but the picture shows you that their mum is smiling. What sort of mum is she? How do you know?




Write and draw what this mum is like.



Talk to an adult about your drawing and sentence.

DAY 3




Learning Intention: To notice the beginning blends in words.



Listen to the book again.



Read the book to someone in your family.



You can blend and chunk sounds together to work out a word.

You can chunk and blend **splash** like this **spl-a-sh**.


Can you find any other words in your book to chunk and blend?



Try to write lots of **spl sh cr** words. Look all around your house to see if you can find some more words.



Ask an adult to help you think of more blending and chunking words.



DAY 4



*Some more activities
if you choose...*

Learning Intention: To show your understanding of the story **Too Much Noise**

Choose one or more of these activities:



Ask your mum or dad if they can help you make breakfast tomorrow.




Draw and write all the things you will need to make the breakfast.



Write a recipe for making breakfast.



Write about a special breakfast you remember. Say where it was and when it happened.



Congratulations!

Keep up the great reading!

