



WEEK 5



# Blue Level Reading Support








LEARNING FROM HOME



# Picture Prompts

WHAT DO GOOD READERS DO?



Picture	Prompts
	<ul style="list-style-type: none"><li>• Listen to the text</li><li>• Log on to Epic using your class code</li><li>• Find the book shown for your learning this week</li><li>• Find a quiet place where you can hear clearly</li><li>• You need to be doing whole body listening</li></ul>
	<ul style="list-style-type: none"><li>• Time for you to read aloud</li><li>• Remember to use pictures (these to help you work out the words)</li><li>• use .?! "" (punctuation)</li><li>• sound out the words - b-a-t</li></ul>
	<ul style="list-style-type: none"><li>• Use a pencil to complete this task</li><li>• Keep all your work in the same place</li></ul>
	<ul style="list-style-type: none"><li>• Learning focus</li></ul>
	<ul style="list-style-type: none"><li>• This is your speaking, listening and sharing time</li></ul>
	<ul style="list-style-type: none"><li>• Use glue and scissors to cut and paste to complete the task</li></ul>
	<ul style="list-style-type: none"><li>• More please! You can choose one or more on these activities</li></ul>

# DAY 1



*Remember to use  
your prompt sheet*

**Learning Intention:** To listen to and read the book about what lives in the sea.



Listen to the book.



Read along with an adult.




Copy a favourite picture from the book and tell an adult why you chose it.



Talk to an adult about what you have read.

# DAY 2



**Learning Intention:** To know that the title page of a book tells us what it will be about.



Listen to the book again.



Read to an adult.

Look at the first page of the book. This is the title page.



The **title page** tells you what the story is about.

This **title page** says 'Who lives in the Sea?'

Check the pages in the book. Do all the animals live in the sea?



Choose an animal from the book. Look carefully at the pictures and copy one.

Write a sentence about what you noticed when looking at the picture e.g. A crab has claws.



Talk to an adult about your drawing and sentence.

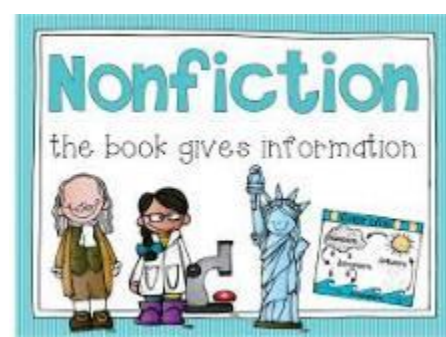
Who Lives in the Sea?



written by Pam Holden



# DAY 3



**Learning Intention:** To know that non fiction books tell us facts about real things.



Listen to the book again.



Read the book to someone in your family.

Look at this page from the book.



It tells you that a dolphin lives in the sea.

This is a fact about dolphins. Facts are true.

Read through the book again.



Write 2 facts about what lives in the sea.

Talk to an adult about the facts you read.



Tell them what you know about **non fiction** books.



# DAY 4



*Some more activities  
if you choose...*

**Learning Intention:** To show your understanding of non fiction.

**Non fiction books have a title page. Non fiction books have facts.**



Choose one or more of these activities:



Choose an animal that lives in the sea. Research a fact about the animal.



Draw your animal.



Write the fact you found.

Make your own **non fiction book** about the animal you chose or another animal.


Remember to have a title page.

Share your book with someone in your family.

Ask them to help you make a new non fiction book.







Good Job!

Keep up the great reading!

