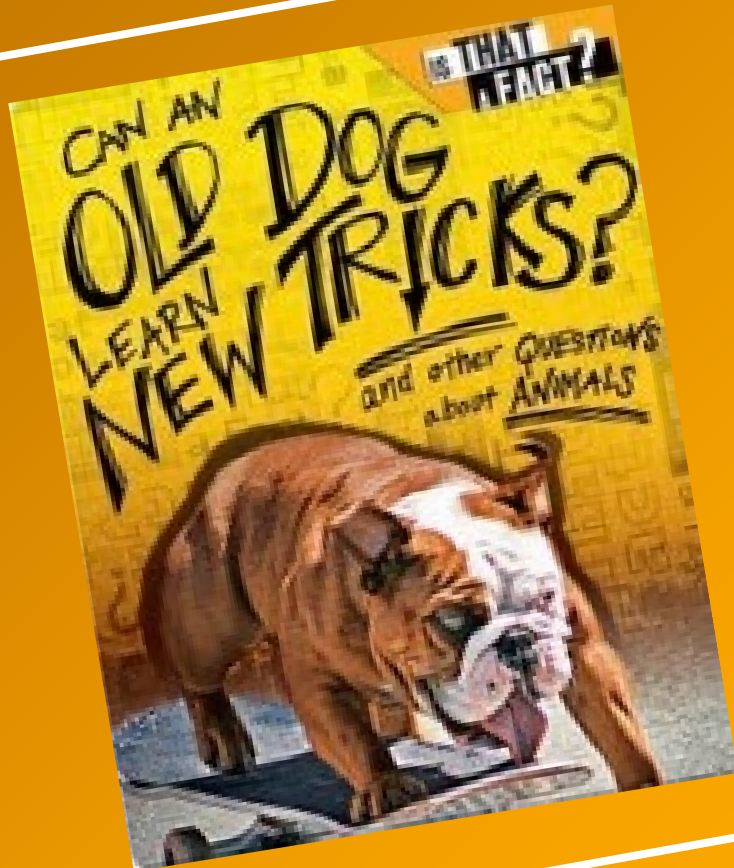




WEEK 5
















Blue Star
Reading Support

LEARNING FROM HOME



What do good reader's do?

<p>USE BACKGROUND KNOWLEDGE</p> 	<p>Think: What do I already know about this topic? Good readers use what they already know and their experiences to help them make sense of the text.</p>	<p>VISUALIZE</p> 	<p>Create mental images of the characters, settings and events in the text. Think: What picture am I seeing in my head while reading.</p>	<p>MAKE INFERENCES</p> 	<p>Use clues in the text and from your own knowledge to fill in the gaps to help you draw conclusions about the story or text.</p>
<p>ASK QUESTIONS</p> 	<p>Stop and ask yourself questions to see if the text makes sense. Re-read the text if you need more information to support your understanding.</p>	<p>MAKE CONNECTIONS</p> 	<p>Think about what you already know about the text. Find ways to connect the text to yourself, other texts/movies or the world around you.</p>	<p>MAKE PREDICTIONS</p> 	<p>Determine what you think will happen in the text. Use the title, text and illustrations to help you.</p>
<p>IDENTIFY THE MAIN IDEA</p> 	<p>What is the text mostly about? Think: What does the author want me to understand?</p>	<p>RECOGNIZE COMPARE AND CONTRAST</p> 	<p>In your reading compare how two things are alike. To contrast compare how the two things are different. Also think about how the two things are the same.</p>	<p>SUMMARIZE</p> 	<p>Our brain can sum up what's happened in the story or what information is in the text. Use your own words to describe what you have read.</p>
<p>RECOGNIZE SEQUENCE</p> 	<p>This is the order in which events occur in the text. Think: What happened first, second then last.</p>	<p>FIND FACTS AND DETAILS</p> 	<p>Separating important details from interesting details. Think: What details support the main idea.</p>	<p>REREAD FOR CLARITY</p> 	<p>You may need to re-read the text to help you understand fully what the text is about. Think: What is the author saying? Am I understanding what I am reading?</p>
<p>RECOGNIZE CAUSE AND EFFECT</p> 	<p>Think: What happened? Why did it happen? Cause is the reason why something happens. Effect is what happened.</p>	<p>DISTINGUISH BETWEEN FACT AND OPINION</p> 	<p>Remember that a FACT can be proven. An OPINION is something that someone thinks or feels but can't be proven.</p>	<p>ADJUST YOUR PACING</p> 	<p>Think: Am I reading at the right pace to help my understanding of the text? Think about your accuracy, expression, notice punctuation and the pace of your reading.</p>

DAY 1

Remember to use
your reading prompt
sheet

Learning Intention: To use your prior knowledge to make predictions about the book.

Before you read – look at the front cover:

- Have you heard the saying ‘*you can’t teach an old dog new tricks*’ before? What do you think it means?
- Make a **prediction** - what do you think this book is about?
- What do you think the **Author’s Purpose** is for this book? To entertain, to inform or to persuade?

THEN – DID YOU KNOW that chapters in Non-Fiction books can be read in any order?

Flick through the book **Can an Old Dog Learn New Tricks?**

Look at the page headings for a topic that looks interesting. **Read about that topic.**

Is Spider Silk Really Stronger Than Steel?

Is It True That Bats Are Blind?

Is It True That Cats Always Land on Their Feet?

USE
BACKGROUND
KNOWLEDGE



MAKE
PREDICTIONS



IDENTIFY THE
AUTHOR'S PURPOSE



DAY 2

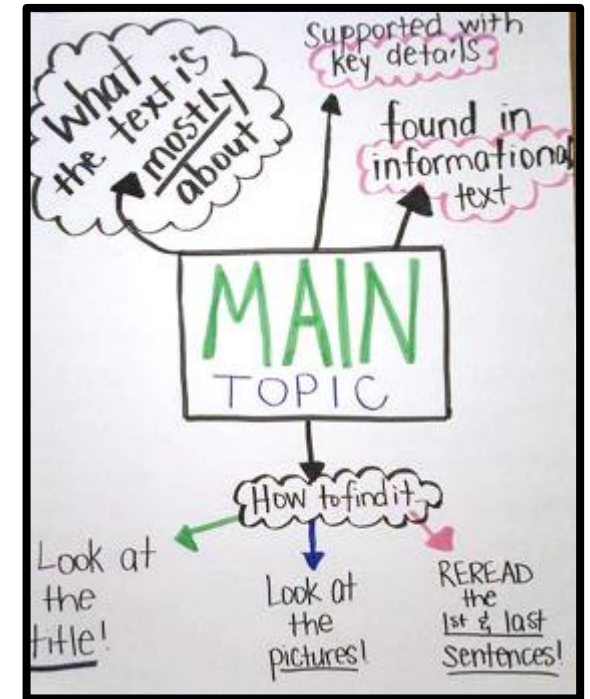


Learning Intention: To identify the main idea and to find facts to back up your idea.

Have another flick through **'Can an Old Dog Learn New Tricks?'** and choose 2 more topics to read about.

For each of your chosen topics:

- What is the **Main Idea**? What are these pages it mostly about?
- Make a list of **facts and details** from each topic that back up what you are saying about the Main Idea.



IDENTIFY THE
MAIN IDEA



FIND
FACTS AND
DETAILS



DAY 3



Learning Intention: To locate information within a text and to make connections.

MAKE
CONNECTIONS



Have another look through **'Can an Old Dog Learn New Tricks?'** and choose a topic that makes you think: *"That reminds me of..."*. You have just made a **CONNECTION!**

- Re-read the topics you have read so far in this book.
- What connections can you make?

Connection to YOURSELF	Connection to a BOOK or MOVIE	Connection to the WORLD

DAY 4



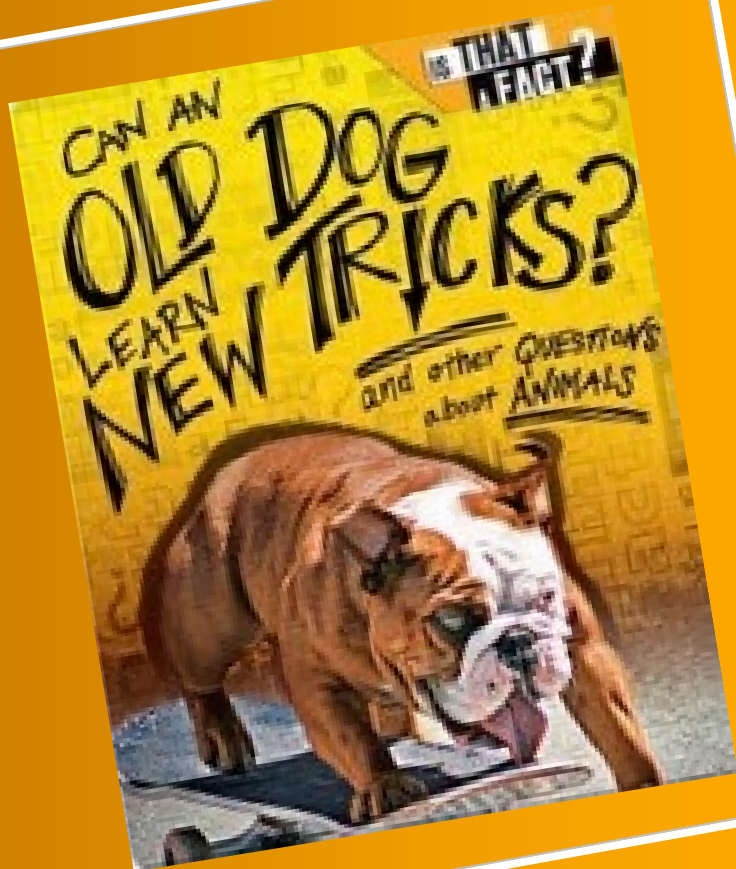
*Some more activities
if you choose...*

Learning Intention: To further investigate a question about an animal.

- Read the remainder of the book. What cool things did you discover?

Every topic in the book is based on a well known 'questions' about an animal:

- Make a list of topics found in the book and decide whether the questions are True or False.
- Ask an adult if they have heard any different questions about animals (like the ones found in the book).
- Research one of the questions you discussed to find out whether it is true or false.
- Use your research to create an additional page for the book: don't forget to add a heading, your information and a picture.



Good Job!

Keep up the great reading!