



WEEK 5



Orange Level Reading Support










LEARNING FROM HOME



Picture Prompts

WHAT DO GOOD READERS DO?



Picture	Prompts
	<ul style="list-style-type: none">• Listen to the text• Log on to Epic using your class code• Find the book shown for your learning this week• Find a quiet place where you can hear clearly• You need to be doing whole body listening
	<ul style="list-style-type: none">• Time for you to read aloud• Remember to use: Pictures (use these to help you work out words) .?! "" (punctuation) (sound out the words - b-a- t)
	<ul style="list-style-type: none">• Learning focus
	<ul style="list-style-type: none">• Use a pencil to complete this task• Keep all your work in the same place
	<ul style="list-style-type: none">• This is your speaking, listening and sharing time
	<ul style="list-style-type: none">• Use glue and scissors to cut and paste to complete the task
	<ul style="list-style-type: none">• More please! You can choose one or more on these activities

DAY 1



*Remember to use
your prompt sheet*

Learning Intention: To listen to the book about rainforests and learn about the animals that live there.



Listen to the book.



Read along with an adult.



Copy a favourite picture from the book and tell an adult why you chose it.



Talk to an adult about what you read.

DAY 2



Learning Intention: To identify verbs in the text.

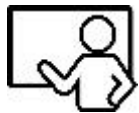


Listen to the book again.



Read to an adult.

This is a **non fiction** book. It is a book that gives information about a topic.



This book looks at the different animals found in a rainforest and how they move. These movement words are called **verbs**. They are **action words**.

Stand up and move your body. What actions did you do with your body?

Can you move like a kangaroo? What is that action called?



Write a **list** of all the actions you can do.



Share your list with an adult and see if you can add some more **verbs**.

DAY 3



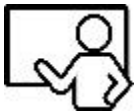
Learning Intention: To understand a visual map.



Listen to the book again.



Read the book to someone in your family.



The Rain Forest Map shows where particular animals live around the world. The **Map Key** shows where the tropical rainforests are in the world.



Around the map you can see animals.

Find out where 3 of the animals live and write them in your book.



Share with an adult.



DAY 4



*Some more activities
if you choose...*


Learning Intention: Show your understanding of rainforests.

Choose one or more of these activities:

Walk in your garden and see if you can see some creepy crawlies.


 Ask a parent if you can photograph them. How do they move?

What **verbs** could you use to describe the way it moves?

 Write a story about a rainforest adventure. Describe the adventure and the animals you might see.

 Research a rainforest animal and share the information with a family member.





Good Job!

Keep up the great reading!

