

WEEK 5



# Pink Level Reading Support








LEARNING FROM HOME



# Picture Prompts

## WHAT DO GOOD READERS DO?



Picture	Prompts
	<ul style="list-style-type: none"><li>• Listen to the text</li><li>• Log on to Epic using your class code</li><li>• Find the book shown for your learning this week</li><li>• Find a quiet place where you can hear clearly</li><li>• You need to be doing whole body listening</li></ul>
	<ul style="list-style-type: none"><li>• Time for you to read aloud</li><li>• Remember to use: Pictures (use these to help you work out words) .?! "" (punctuation) (sound out the words - b-a- t)</li></ul>
	<ul style="list-style-type: none"><li>• Learning focus</li></ul>
	<ul style="list-style-type: none"><li>• Use a pencil to complete this task</li><li>• Keep all your work in the same place</li></ul>
	<ul style="list-style-type: none"><li>• This is your speaking, listening and sharing time</li></ul>
	<ul style="list-style-type: none"><li>• Use glue and scissors to cut and paste to complete the task</li></ul>
	<ul style="list-style-type: none"><li>• More please! You can choose one or more on these activities</li></ul>

# DAY 1



*Remember to use  
your prompt sheet*

**Learning Intention:** To listen to and read a book about penguins.



Listen to the book.



Read along with an adult.



Draw a penguin, remember to include all the body parts. Draw the environment where the penguin lives. Use the book if you need it.



Share your drawing with an adult.

# DAY 2



**Learning Intention:** To use new vocabulary to label a picture.



Listen to the book again.



Read to an adult.

This is a non-fiction book. It gives information about penguins.


Throughout the book there are words in **bold**. These words are found in the back of the book in the **glossary**. It tells you what the word means and also has a photo.



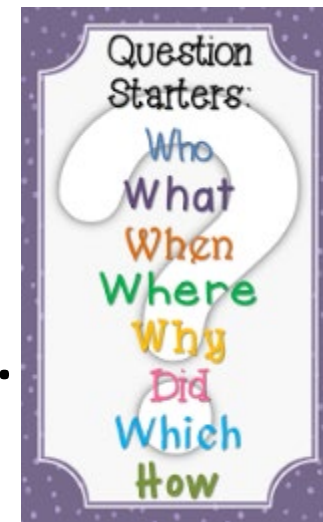
Look at the picture you drew yesterday. Use the words **flipper** and **webbed** to **label** the picture you drew. Add a **heading** to your drawing. Can you label any other parts of the penguin?



Share your picture with an adult. .



# DAY 3



**Learning Intention:** To ask questions to enhance your own understanding of a topic.



Read the book to someone in your family.



Think about what you have learnt about penguins.

On page 20 the author asks the **question**, have you seen a penguin?

Think about what you know about penguins. What new information would you like to know?



Write 3 questions about penguins in your book. Remember to add a ? at the end.



Share your questions with an adult.

# DAY 4



*Some more activities  
if you choose...*

**Learning Intention:** Show your understanding about the text

Choose one or more of these activities:



Create a diorama of a penguin in its environment.




Watch 'Happy Feet' with your family. How is the book like the movie.



Research penguins and make an information poster.



Write an adventure story where you find a penguin your backyard!



**Congratulations!**

**Keep up the great reading!**

