

WEEK 5



Yellow Reading Support

LEARNING FROM HOME










The book cover for "Clownfish" is displayed on a tilted orange background. The cover features a vibrant illustration of a clownfish swimming in an underwater environment with green seaweed and colorful coral. The text on the cover includes "Underwater World" in the top left, "CLOWNFISH" in large, bold, white letters with a red outline in the center, and "Read To Me" with a speaker icon in a green box at the bottom. A small circular badge in the top right corner of the cover contains the letters "GS".

Picture Prompts

WHAT DO GOOD READERS DO?



Picture	Prompts
	<ul style="list-style-type: none">• Listen to the text• Log on to Epic using your class code• Find the book shown for your learning this week• Find a quiet place where you can hear clearly• You need to be doing whole body listening
	<ul style="list-style-type: none">• Time for you to read aloud• Remember to use pictures (these to help you work out the words)• use .?! "" (punctuation)• sound out the words - b-a-t
	<ul style="list-style-type: none">• Use a pencil to complete this task• Keep all your work in the same place
	<ul style="list-style-type: none">• Learning focus
	<ul style="list-style-type: none">• This is your speaking, listening and sharing time
	<ul style="list-style-type: none">• Use glue and scissors to cut and paste to complete the task
	<ul style="list-style-type: none">• More please! You can choose one or more on these activities

DAY 1



*Remember to use
your prompt sheet*

Learning Intention: To listen to and read a book about clownfish.



Listen to the book.



Read along with an adult.

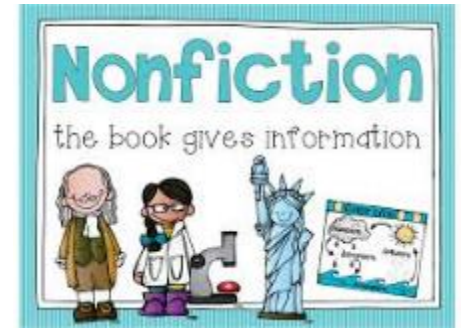


Copy a favourite picture from the book and tell an adult why you chose it.



Talk to an adult about what you have read.

DAY 2



Learning Intention: To know that non fiction books give us facts about real things.



Listen to the book again.

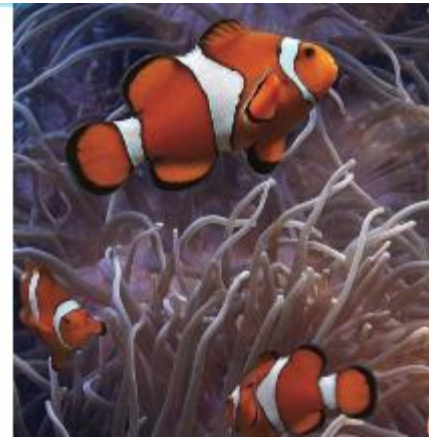


Read to an adult.



Look at this page from the book.
It tells you what a clown fish looks like.
This is a true fact about clownfish.

A clownfish has
three stripes.
It is often orange.



Look in your book again. Find and write another fact about clownfish.



Talk to an adult about the fact you found. Ask them to find another fact about clownfish.

DAY 3



Learning Intention: To notice some differences between fiction and non fiction.



Listen to the book again.



Read the book to someone in your family.

Non Fiction books give us **facts** about real things.



They use **photos** to help us know what something is like or what it does.

Look at your book about clownfish. Was there a photo on every page?

Was the photo about real things? Did it help you to understand what clownfish do?



Write a sentence about one of the clownfish photos in your book.




Talk to an adult about these two pictures. Ask them which one you would see in a non fiction book. Ask them why they thought that.

Non - Fiction

Non-fiction books teach us information and facts.

Non-fiction is real.



DAY 4



*Some more activities
if you choose...*

Learning Intention: To show your understanding of **non fiction** books.

Choose one or more of these activities:



Make a non fiction book about a person or pet at your house.

You will need to take **photos** for your **non fiction** book.




Write some facts about the person or pet in your **non fiction** book.



Remember to write **facts** about the person or pet.



Ask an adult if you can watch the movie 'Finding Nemo'. Talk about whether this movie is fiction or **non fiction**.



Good Job!

Keep up the great reading!

