



WEEK 6



# Blue Level Reading Support




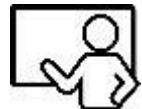



LEARNING FROM HOME



# Picture Prompts

WHAT DO GOOD READERS DO?



Picture	Prompts
	<ul style="list-style-type: none"><li>• Listen to the text</li><li>• Log on to Epic using your class code</li><li>• Find the book shown for your learning this week</li><li>• Find a quiet place where you can hear clearly</li><li>• You need to be doing whole body listening</li></ul>
	<ul style="list-style-type: none"><li>• Time for you to read aloud</li><li>• Remember to use pictures (these to help you work out the words)</li><li>• use .?! "" (punctuation)</li><li>• sound out the words - b-a-t</li></ul>
	<ul style="list-style-type: none"><li>• Use a pencil to complete this task</li><li>• Keep all your work in the same place</li></ul>
	<ul style="list-style-type: none"><li>• Learning focus</li></ul>
	<ul style="list-style-type: none"><li>• This is your speaking, listening and sharing time</li></ul>
	<ul style="list-style-type: none"><li>• Use glue and scissors to cut and paste to complete the task</li></ul>
	<ul style="list-style-type: none"><li>• More please! You can choose one or more on these activities</li></ul>

# DAY 1



*Remember to use  
your prompt sheet*

**Learning Intention:** To listen to and read the book 'Ben Gives a Gift'.



Listen to the book.



Read along with an adult.



Copy a favourite picture from the book and tell an adult why you chose it.



Talk to an adult about what you have read.

# DAY 2



**Learning Intention:** To know that books can remind us of things we have done.



Listen to the book again.



Read to an adult.

**When we read, we remember things we have done. That helps us to understand how the character feels.**




Look at this page from the book. Ben gives flowers to Mrs. Green.

Does this story make you think about when you gave someone flowers?

That is a **text to self connection**.

Write about how you felt when you gave someone a gift.

Ben would have felt just like you did.



Ask an adult if you can pick some flowers in the garden. Give them to someone special.

Ask the person how the flowers made them feel.



# DAY 3



**Learning Intention:** To remember story events in order.



Listen to the book again.



Read the book to someone in your family.



Stories **follow an order to make sense.**

Ben picks the flowers. He puts them in water. He gives them to Mrs. Green.



The story would not make sense if he mixed up the order.



Look at these mixed up pages.

Draw them again in order.

Write each sentence.



Talk to an adult about why we try to remember the story in order.

# DAY 4




*Some more activities  
if you choose...*

**Learning Intention:** To show that you know about ordering events to make sense.

Choose one or more of these activities.



These cards show the right order for eating an apple.



Draw some new cards about eating a banana or an orange.




Tell a story about a crazy day when you did everything in the wrong order.



Ask an adult to help you find the story 'Who Sank the Boat?' by Pamela Allen.

Make a boat from paper or cardboard. Make puppets of the animals in the story.

Put your animals in the boat in the same order as the book.



Brilliant!

Keep up the great reading!

