



WEEK 6




# Pink Level Reading Support



LEARNING FROM HOME










Jill and the  
Beanstalk

Read To Me 

# Picture Prompts

## WHAT DO GOOD READERS DO?



Picture	Prompts
	<ul style="list-style-type: none"><li>• Listen to the text</li><li>• Log on to Epic using your class code</li><li>• Find the book shown for your learning this week</li><li>• Find a quiet place where you can hear clearly</li><li>• You need to be doing whole body listening</li></ul>
	<ul style="list-style-type: none"><li>• Time for you to read aloud</li><li>• Remember to use: Pictures (use these to help you work out words) .?! "" (punctuation) (sound out the words - b-a- t)</li></ul>
	<ul style="list-style-type: none"><li>• Learning focus</li></ul>
	<ul style="list-style-type: none"><li>• Use a pencil to complete this task</li><li>• Keep all your work in the same place</li></ul>
	<ul style="list-style-type: none"><li>• This is your speaking, listening and sharing time</li></ul>
	<ul style="list-style-type: none"><li>• Use glue and scissors to cut and paste to complete the task</li></ul>
	<ul style="list-style-type: none"><li>• More please! You can choose one or more on these activities</li></ul>

# DAY 1



*Remember to use  
your prompt sheet*

**Learning Intention:** To use your prior knowledge to make predictions and ask questions about the book.



Have a look at the cover of this book. It's called Jill and the Beanstalk.



Think about what might happen in this story. Make a **prediction**.



Write what you think will happen.



Listen to the book.

Read along with an adult.



Was your prediction similar to what happened in the story? Share with an adult.



# DAY 2



**Learning Intention:** To understand the lesson in a story.



Listen to the book again.



Read to an adult.

Jill and the giant did not know each other. What did they **learn** about each other? Does the story teach a lesson about how you should live your life? What might that lesson be?



Share your thinking out loud.



Write a letter to Jill or the giant telling them what lesson you learnt.

# DAY 3



**Learning Intention:** To compare and contrast two characters.



Listen to the book again.



Read the book to someone in your family.



Think about Jill and the giant.

Think about what is the same about them – **compare**.



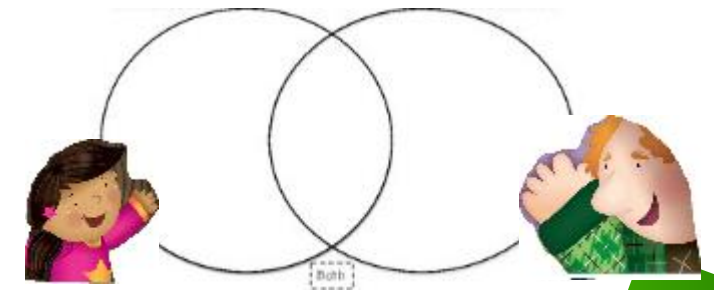
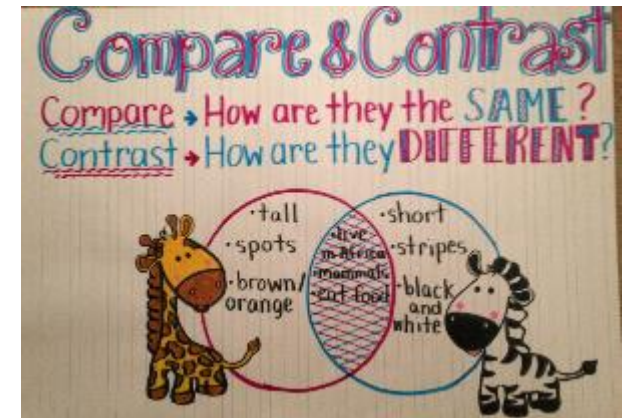
Think about what is different about them – **contrast**.



Create a Venn diagram thinking about the 2 characters.



Share your ideas with an adult.



# DAY 4



*Some more activities  
if you choose...*

**Learning Intention:** Show your understanding about the text.

Choose one or more of these activities:

Help a parent create a delicious meal by finding and following a recipe.




Make some puppets of Jill and the giant and perform the story.



Research how to grow a vegetable garden.





Brilliant!

Keep up the great reading!

