

WEEK 6



Yellow Reading Support




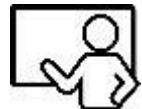



LEARNING FROM HOME



Picture Prompts

WHAT DO GOOD READERS DO?



Picture	Prompts
	<ul style="list-style-type: none">• Listen to the text• Log on to Epic using your class code• Find the book shown for your learning this week• Find a quiet place where you can hear clearly• You need to be doing whole body listening
	<ul style="list-style-type: none">• Time for you to read aloud• Remember to use pictures (these to help you work out the words)• use .?! "" (punctuation)• sound out the words - b-a-t
	<ul style="list-style-type: none">• Use a pencil to complete this task• Keep all your work in the same place
	<ul style="list-style-type: none">• Learning focus
	<ul style="list-style-type: none">• This is your speaking, listening and sharing time
	<ul style="list-style-type: none">• Use glue and scissors to cut and paste to complete the task
	<ul style="list-style-type: none">• More please! You can choose one or more on these activities

DAY 1



*Remember to use
your prompt sheet*

Learning Intention: To listen to and read the book ‘Now or Later, Alligator?’



Listen to the book.



Read along with an adult.



Copy a favourite picture from the book and tell an adult why you chose it.



Talk to an adult about what you have read.

DAY 2



Learning Intention: To know what a question mark means.

Listen to the book again.

Read to an adult.

Questions have a **question mark** at the end.

We use a  when **someone wants to know something**.

Look at these pages. There is a question mark for each question.

Did you see the question marks?

Write a **when** question for someone in your family. You could ask

When are you having lunch?

When are you going to watch TV?

Tell an adult what you know about question marks.

Ask them to answer the questions you have written.



DAY 3



Learning Intention: To learn about speech bubbles.



Listen to the book again.



Read the book to someone in your family.



Look at these pages. **The speech bubbles tell us what the alligator says and what he wants to do.**



This speech bubble says **NOW!** We know that the alligator is hungry and wants his lunch **now**.



This speech bubble says **later!** We know that the alligator doesn't want to sleep until **later**.



Draw a picture of yourself. Add a speech bubble.



Use the speech bubble to tell an adult how you are feeling today.

Tell an adult what you know about speech bubbles.

DAY 4



*Some more activities
if you choose...*

Learning Intention: To show your understanding of **speech bubbles** and **question marks**.

Choose one or more of these activities:



Jokes and riddles ask a **question**.

Make your own joke book using **speech bubbles**.

Ask an adult to help you think of more jokes.

Try them out on your family.

Ask an adult to help you find this story.

There are lots of speech bubbles in this book.

You could make another book called 'Don't Let the Elephant Fly the Plane!'





Brilliant!

Keep up the great reading!