

WEEK 7



Blue Level Reading Support








LEARNING FROM HOME



Picture Prompts

WHAT DO GOOD READERS DO?



Picture	Prompts
	<ul style="list-style-type: none">• Listen to the text• Log on to Epic using your class code• Find the book shown for your learning this week• Find a quiet place where you can hear clearly• You need to be doing whole body listening
	<ul style="list-style-type: none">• Time for you to read aloud• Remember to use pictures (these to help you work out the words)• use .?! "" (punctuation)• sound out the words - b-a-t
	<ul style="list-style-type: none">• Use a pencil to complete this task• Keep all your work in the same place
	<ul style="list-style-type: none">• Learning focus
	<ul style="list-style-type: none">• This is your speaking, listening and sharing time
	<ul style="list-style-type: none">• Use glue and scissors to cut and paste to complete the task
	<ul style="list-style-type: none">• More please! You can choose one or more on these activities

DAY 1



*Remember to use
your prompt sheet*

Learning Intention: To listen to and read the non-fiction book 'Who Lives in a Lake?'



Listen to the book.



Read along with an adult.

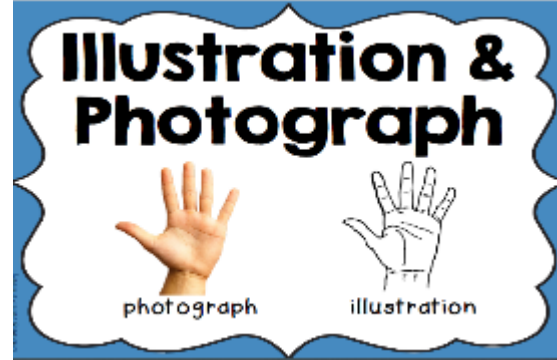


Copy a favourite picture from the book and tell an adult why you chose it.



Talk to an adult about what you have read.

DAY 2



Non - Fiction

Non-fiction books teach us information and facts.

Non-fiction is real.



text
features



photographs

Learning Intention: To know that non-fiction books use photos to show information.



Listen to the book again.



Read to an adult.

Look at this page from your book. It is a **photo** of a frog.



You can see the colour and pattern of the frog's skin.

You can see that he jumps very high.



Look at the crayfish photo from your book.



Write 3 things the photo shows you about crayfish.

Show an adult some other photos in your book.



Ask them to tell you about the animals who live in a lake.

DAY 3



Learning Intention: To know that non-fiction books have labels to show information.



Listen to the book again.



Read the book to someone in your family.

Look at this page from the book. This photo has a label.



The label tells you about the photo. The label tells you that the animal is a fish.

Find more labels in your book.



Draw a picture of your family.

Label the picture to show each person's name.



Tell an adult how labels help us to read non-fiction books.



DAY 4



*Some more activities
if you choose...*

Learning Intention: To show what you know about photos and labels in non-fiction books.

Choose one or more of these activities:



Make a non-fiction book called 'Who lives in a Tree?'

Remember to include labels and try to find photos as well.

Share your book with someone in your family.



Fill a container with water. Use a stone to make an animal that lives in a lake.

Make another lake animal from paper and one from foil.




Take photos of your animals.

Put your lake animals in your lake. What happened? Why?



Talk to an adult about what happened.



Amazing Reading!

Keep up the great reading!

