



WEEK 7



# Yellow Reading Support








LEARNING FROM HOME



# Picture Prompts

## WHAT DO GOOD READERS DO?



Picture	Prompts
	<ul style="list-style-type: none"><li>• Listen to the text</li><li>• Log on to Epic using your class code</li><li>• Find the book shown for your learning this week</li><li>• Find a quiet place where you can hear clearly</li><li>• You need to be doing whole body listening</li></ul>
	<ul style="list-style-type: none"><li>• Time for you to read aloud</li><li>• Remember to use pictures (these to help you work out the words)</li><li>• use .?! "" (punctuation)</li><li>• sound out the words - b-a-t</li></ul>
	<ul style="list-style-type: none"><li>• Use a pencil to complete this task</li><li>• Keep all your work in the same place</li></ul>
	<ul style="list-style-type: none"><li>• Learning focus</li></ul>
	<ul style="list-style-type: none"><li>• This is your speaking, listening and sharing time</li></ul>
	<ul style="list-style-type: none"><li>• Use glue and scissors to cut and paste to complete the task</li></ul>
	<ul style="list-style-type: none"><li>• More please! You can choose one or more on these activities</li></ul>

# DAY 1



*Remember to use  
your prompt sheet*

**Learning Intention:** To listen to and read the non-fiction book 'Ducklings'.



Listen to the book.



Read along with an adult.

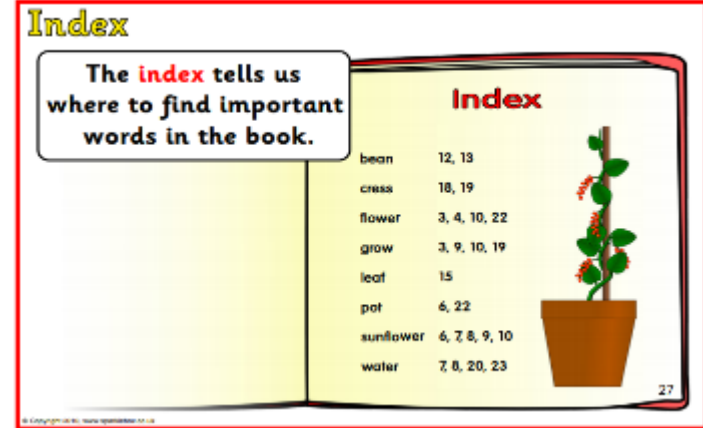


Copy a favourite picture from the book and tell an adult why you chose it.



Talk to an adult about what you have read.

# DAY 2



**Learning Intention:** To know that non-fiction books have an index.



Listen to the book again.



Read to an adult.



Look at this page from the book. It shows you the Index.

The **Index** is at the end of your book.

The Index **tells you the page the information is on.**

Look at the word 'egg'. Check that it is on page 6.

Check the other words and pages in the Index. Are they correct?

Choose a word from the Index. Find the word and copy the page.

Tell an adult what you know about the Index. Ask them to find another photo using the index.



# DAY 3



**Learning Intention:** To learn about **long and short 'E'** sounds in words.



Listen to the book again.



Read the book to someone in your family.



Look at this page in your book.

The letters **e** and **a** make different sounds in each of these words.

**EA** makes a long sound in **beak** but a short sound in **feathers**.

**EE** makes a long e sound in **feet**.

Knowing that vowels can have long or short sounds helps us read the words.

Draw three circles. Sort these words from your book into the correct group.

**f**eathers   **n**eed   **e**at   **f**eel   **k**ee**p**   **f**ee**l**

Tell an adult about the **long and short e** sounds.

Ask them to help you find other **long e** words around your house or in another book.



ea  
neat

ea  
leather

ee  
sheep



# DAY 4



*Some more activities  
if you choose...*

**Learning Intention:** To show what information you learned about ducklings.

Choose one or more of these activities:



Make a non-fiction book. Write 3 interesting facts you learned about ducklings.



Don't forget to make an **index** for the last page of your book.


Ask an adult to help you find a video or book about 'The Ugly Duckling.'

Tell an adult why you think this is a fiction or non-fiction book.

'Ducklings' is a non-fiction book about ducklings.

Write a fiction story that has a duckling as the main character, make it a different story to 'The Ugly Duckling.'





Amazing Reading!

Keep up the great reading!

