



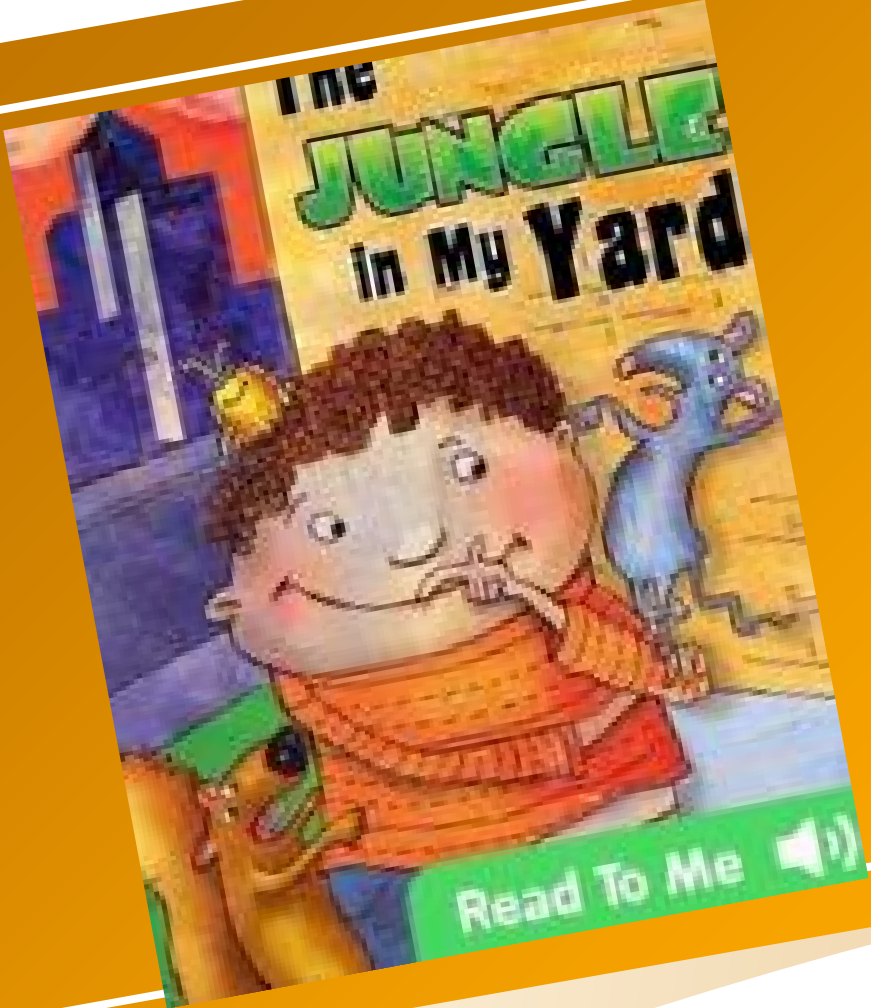
WEEK 8



# Blue Level Reading Support



LEARNING FROM HOME










Read To Me 

# Picture Prompts

## WHAT DO GOOD READERS DO?



Picture	Prompts
	<ul style="list-style-type: none"><li>• Listen to the text</li><li>• Log on to Epic using your class code</li><li>• Find the book shown for your learning this week</li><li>• Find a quiet place where you can hear clearly</li><li>• You need to be doing whole body listening</li></ul>
	<ul style="list-style-type: none"><li>• Time for you to read aloud</li><li>• Remember to use pictures (these to help you work out the words)</li><li>• use .?! "" (punctuation)</li><li>• sound out the words - b-a-t</li></ul>
	<ul style="list-style-type: none"><li>• Use a pencil to complete this task</li><li>• Keep all your work in the same place</li></ul>
	<ul style="list-style-type: none"><li>• Learning focus</li></ul>
	<ul style="list-style-type: none"><li>• This is your speaking, listening and sharing time</li></ul>
	<ul style="list-style-type: none"><li>• Use glue and scissors to cut and paste to complete the task</li></ul>
	<ul style="list-style-type: none"><li>• More please! You can choose one or more on these activities</li></ul>

# DAY 1



*Remember to use  
your prompt sheet*

**Learning Intention:** To listen to and read the fiction book, 'The Jungle in My Yard.'



Listen to the book.



Read along with an adult.



Copy a favourite picture from the book and tell an adult why you chose it.



Talk to an adult about what you have read.

# DAY 2



## Eagle Eye

Look at the picture!



**Learning Intention:** To know that pictures can help you understand a story.



Listen to the book again.



Read to an adult.



Look at this page from your book.

The boy says he was 'out in my jungle'.

There were no jungle animals in the pictures.

You could see a dog, a frog, a cat and a pup.



**The pictures show us that the boy was pretending to be in a jungle.**

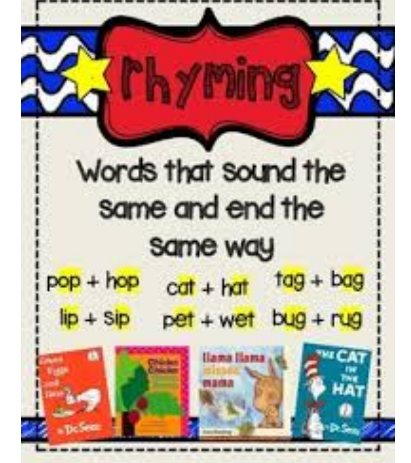
Write the names of the animals in the story. Draw the animals.

Tell an adult how the pictures helped you understand the story.





# DAY 3



**Learning Intention:** To notice rhyming words in the text.



Listen to the book again.




Read the book to someone in your family.



**Rhyming words sound the same.**

Look at this page from your book.



**By** and **fly** sound the same. They are **rhyming words**.



Look through your book.



Write the rhyming words you found on each page.



Ask an adult to help you think of more rhyming words for the ones you wrote.

# DAY 4



*Some more activities  
if you choose...*

**Learning Intention:** To show what you know about real and imaginary jungle animals.

Choose one or more of these activities:



Think of some pretend animals that you might see in a pretend jungle.



Draw pictures of your pretend animals. Think of some silly names for your animals.



Make a book about your pretend jungle.

Research some real jungle animals. Draw the animals you found. Write their names.

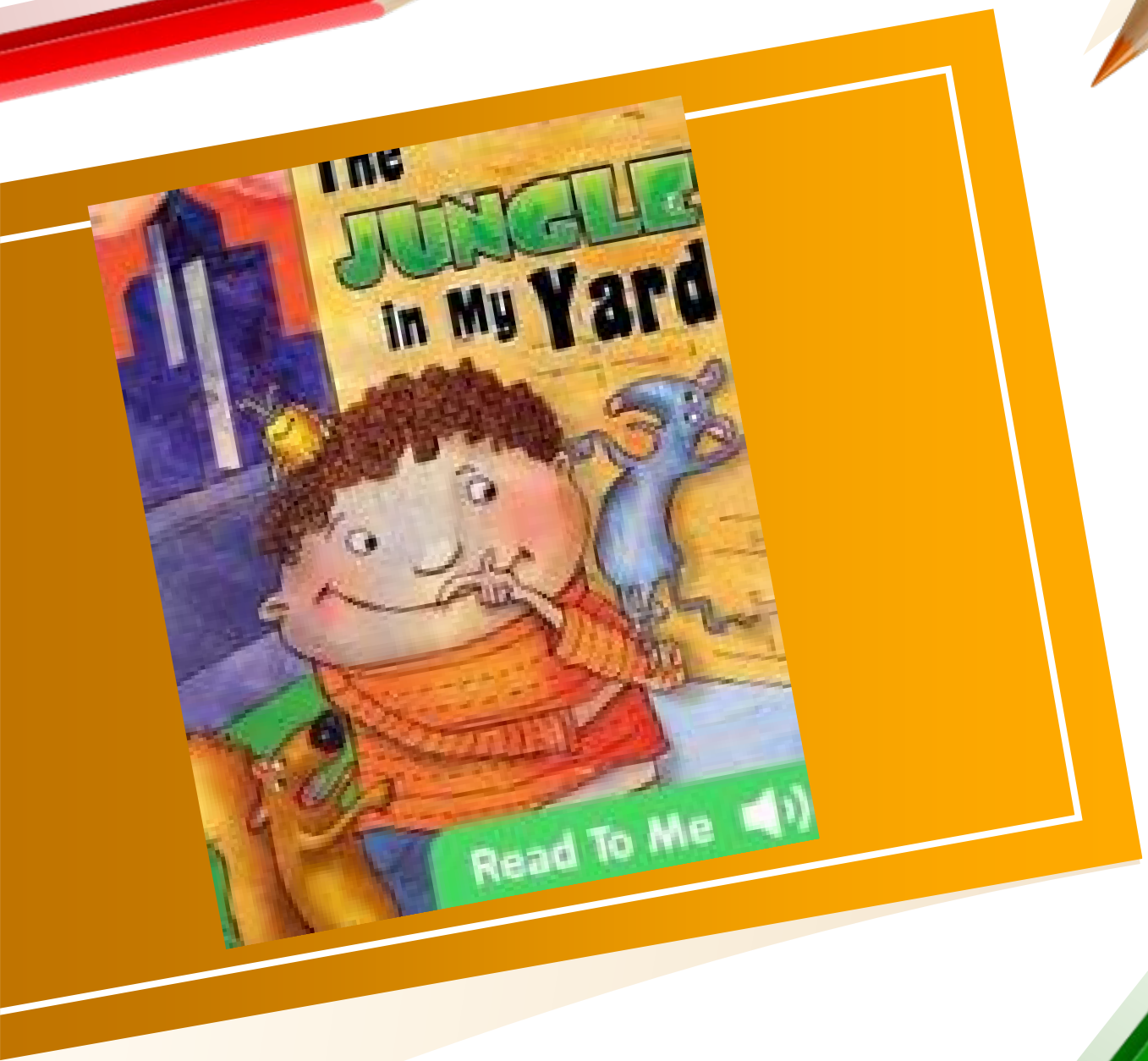



Ask an adult to help you find the book or clip, 'Rumble in the Jungle.'

It has lots of jungle animals and rhyming words.



Talk to an adult about jungle animals. How many can you think of together?



Sensational Reading!

Keep up the great reading!

