



WEEK 8



# Orange Level Reading Support










LEARNING FROM HOME



# Picture Prompts

## WHAT DO GOOD READERS DO?



Picture	Prompts
	<ul style="list-style-type: none"><li>• Listen to the text</li><li>• Log on to Epic using your class code</li><li>• Find the book shown for your learning this week</li><li>• Find a quiet place where you can hear clearly</li><li>• You need to be doing whole body listening</li></ul>
	<ul style="list-style-type: none"><li>• Time for you to read aloud</li><li>• Remember to use: Pictures (use these to help you work out words) .?! "" (punctuation) (sound out the words - b-a- t)</li></ul>
	<ul style="list-style-type: none"><li>• Learning focus</li></ul>
	<ul style="list-style-type: none"><li>• Use a pencil to complete this task</li><li>• Keep all your work in the same place</li></ul>
	<ul style="list-style-type: none"><li>• This is your speaking, listening and sharing time</li></ul>
	<ul style="list-style-type: none"><li>• Use glue and scissors to cut and paste to complete the task</li></ul>
	<ul style="list-style-type: none"><li>• More please! You can choose one or more on these activities</li></ul>

# DAY 1



*Remember to use  
your prompt sheet*

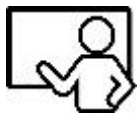
**Learning Intention:** To make connections between the text and their own life.



Listen to the story.



Read along with an adult.



In the story, Tina's Mum asks her to do things to stay safe while swimming.

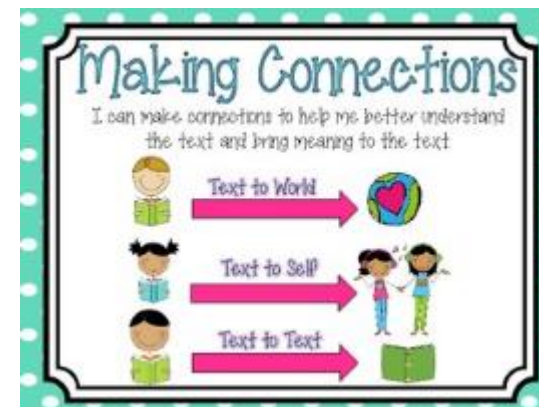
Think about a time when a family member has reminded you to do something to stay safe.



Write a sentence and draw a picture.



Share your sentence and drawing with an adult.



# DAY 2



**Learning Intention:** To compare and contrast two characters.



Listen to the book.



Read along with an adult.

Think about Tina and her Mum.



Think about what is the same about them – **compare**.

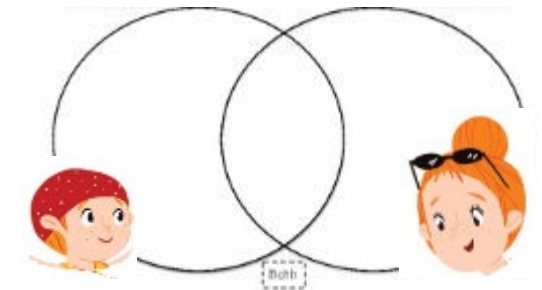
Think about what is different about them – **contrast**.



Create a Venn diagram thinking about the 2 characters.



Share your ideas with an adult.



# DAY 3



**Learning Intention:** To find humour in a story.



Listen to the book again.



Read the book to someone in your family.



Look at page 20 from the book.



When Mum wants to go home, Tina says, “Not Yet! Not Yet!”



Why is this part funny? Talk to an adult about what you think.



Write what you think the Mum would say to Tina.

# DAY 4

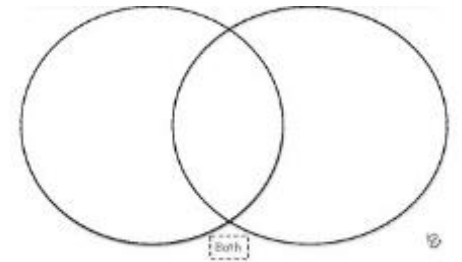


*Some more activities if you choose...*

**Learning Intention:** Make connections to a story and your own life.

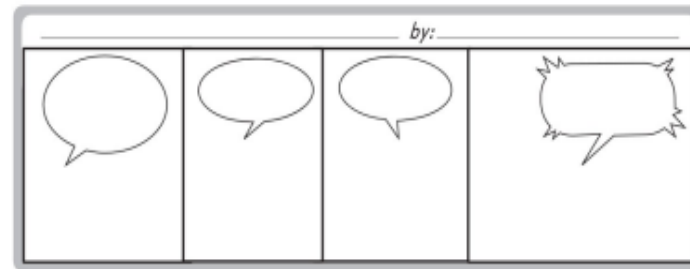
Choose one or more of these activities:

Create a Venn diagram to **compare** and **contrast** yourself and another member of your family. Identify what is the same and different.



Write a list of steps you would take to keep yourself safe at the shops or when visiting a playground.

Create your own comic using speech bubbles.





Sensational  
Reading!

Keep up the great reading!