



WEEK 8



Red Level Reading Support



LEARNING FROM HOME



Going Up








Written by Pam Holden
Illustrated by Kalam Hawley



Picture Prompts

WHAT DO GOOD READERS DO?



Picture	Prompts
	<ul style="list-style-type: none">• Listen to the text• Log on to Epic using your class code• Find the book shown for your learning this week• Find a quiet place where you can hear clearly• You need to be doing whole body listening
	<ul style="list-style-type: none">• Time for you to read aloud• Remember to use pictures (these to help you work out the words)• use .?! "" (punctuation)• sound out the words - b-a-t
	<ul style="list-style-type: none">• Use a pencil to complete this task• Keep all your work in the same place
	<ul style="list-style-type: none">• Learning focus
	<ul style="list-style-type: none">• This is your speaking, listening and sharing time
	<ul style="list-style-type: none">• Use glue and scissors to cut and paste to complete the task
	<ul style="list-style-type: none">• More please! You can choose one or more on these activities

DAY 1



*Remember to use
your prompt sheet*

Learning Intention: To listen to and read the book 'Going Up'.



Listen to the book.



Read along with an adult.



Copy a favourite picture from the book and tell an adult why you chose it.



Talk to an adult about what you have read.

DAY 2



TEXT TO SELF

A connection between the text and your life or experiences.

Learning Intention: To make a personal connection to the text.



Listen to the book again.



Read to an adult.



Look at this page in your book.

This girl is doing something you have done.



I go up the ladder.



When we read or see a character doing something, it **reminds us of things we have done**. This is called making a **connection to the text**.



Look through the book again. Find something else you have done.



Write and draw the **connection** you made.



Ask an adult if they made a different connection to this text.

DAY 3



Learning Intention: To make predictions about events in the text.



Listen to the book again.




Read the book to someone in your family.



Look at this page from your book. The girl is going up the ladder.

Can you **guess** what she will do next?

She went down the slide on the next page. Did you **predict** that?



Look at this picture.

Can you predict what the boy will do?

Write and draw your prediction.



Talk to an adult about how you predicted what the boy would do.

DAY 4



Some more activities if you choose...



Learning Intention: To show what you know about making connections and predictions.

Choose one or more of these activities:.



This girl went up a tree. Make a book called 'Up in a Tree'.

Draw a different animal in the tree on each page.

Write the name of the animal on each picture.



Look at the picture of the boy going up the stairs.

Tell an adult your prediction about what will happen next.



Ask an adult to help you find the book or clip, 'The Doorbell Rang' by Pat Hutchins'.

Did you predict what would happen when the doorbell rang?



Going Up



Written by Pam Hadden
Illustrated by Katrin Hawley



**Sensational
Reading!**

Keep up the great reading!

