



WEEK 8



Yellow Reading Support



THE SAD SAD
MONSTER

DOLORES COSTELLO

Read To Me 










LEARNING FROM HOME

Picture Prompts

WHAT DO GOOD READERS DO?



Picture	Prompts
	<ul style="list-style-type: none">• Listen to the text• Log on to Epic using your class code• Find the book shown for your learning this week• Find a quiet place where you can hear clearly• You need to be doing whole body listening
	<ul style="list-style-type: none">• Time for you to read aloud• Remember to use pictures (these to help you work out the words)• use .?! "" (punctuation)• sound out the words - b-a-t
	<ul style="list-style-type: none">• Use a pencil to complete this task• Keep all your work in the same place
	<ul style="list-style-type: none">• Learning focus
	<ul style="list-style-type: none">• This is your speaking, listening and sharing time
	<ul style="list-style-type: none">• Use glue and scissors to cut and paste to complete the task
	<ul style="list-style-type: none">• More please! You can choose one or more on these activities

DAY 1



*Remember to use
your prompt sheet*

Learning Intention: To listen to and read the fiction book, 'Sad, Sad Monster'.



Listen to the book.



Read along with an adult.



Copy a favourite picture from the book and tell an adult why you chose it.



Talk to an adult about what you have read.

DAY 2



Learning Intention: To infer what a character is like by looking at their actions.



Listen to the book again.



Read to an adult.



Look at this page from the book. You can infer what Sarah was like.

Inferring means that **you figure something out about a character by what the character does.**

We know that Sarah is kind and friendly because she sits with the monster, even when the others don't.



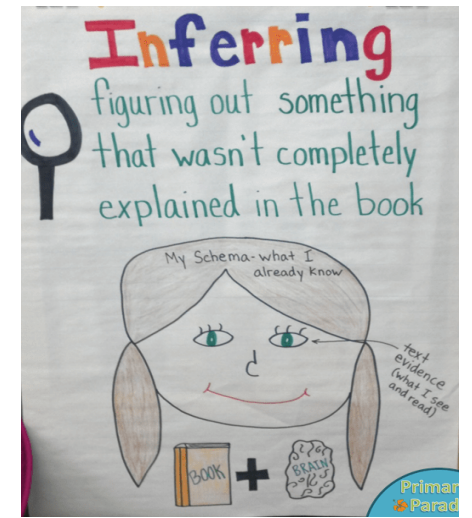
Look through your book. Write down some of the things Sarah likes to do with the monster.

Draw the things she does.



Talk to an adult about inferring. Did they agree with what you inferred about Sarah?

Could they figure out what Sarah was like by reading the book with you?



DAY 3



Learning Intention: To understand the message or theme in the story.

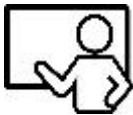


Listen to the book again.



Read the book to someone in your family.

Many fiction stories **teach us something about our lives.**



This is the **theme or message** in the story.

The author wants us to know that we should help people who are sad.



Write and draw about a time when you helped someone who was feeling sad.

Why were they sad? What did you do to help them?



Talk to an adult about something that made you feel sad?

Ask them to tell you about something that made you happy.


Theme

The Main Message

- ✓ What the author wants you to learn or know.
- ✓ A broad idea about life.
- ✓ Usually not stated, must be inferred.



After that, Monster
wasn't sad or
alone anymore.



DAY 4



*Some more activities
if you choose...*

Learning Intention: To show your understanding of the lesson in 'Sad, Sad Monster.'

Choose one or more of these activities:



Make a bucket for each person in your family.



Ask each person to name and decorate their bucket.

Cut out about 30 small hearts. Put a heart in the buckets when you see someone in the family doing something kind.



 Talk to each person about why you put a heart in their bucket.

Ask them why they gave you a heart.



Ask an adult to help you find the clip or book, 'Have You Filled a Bucket Today?'





THE SAD SAD
MONSTER



DOLORES COSTELLO

Read To Me 

Sensational
Reading!

Keep up the great reading!

