




WEEK  
10



# Blue Level Reading Support








LEARNING FROM HOME



# Picture Prompts

WHAT DO GOOD READERS DO?



Picture	Prompts
	<ul style="list-style-type: none"><li>• Listen to the text</li><li>• Log on to Epic using your class code</li><li>• Find the book shown for your learning this week</li><li>• Find a quiet place where you can hear clearly</li><li>• You need to be doing whole body listening</li></ul>
	<ul style="list-style-type: none"><li>• Time for you to read aloud</li><li>• Remember to use pictures (these to help you work out the words)</li><li>• use .?! "" (punctuation)</li><li>• sound out the words - b-a-t</li></ul>
	<ul style="list-style-type: none"><li>• Use a pencil to complete this task</li><li>• Keep all your work in the same place</li></ul>
	<ul style="list-style-type: none"><li>• Learning focus</li></ul>
	<ul style="list-style-type: none"><li>• This is your speaking, listening and sharing time</li></ul>
	<ul style="list-style-type: none"><li>• Use glue and scissors to cut and paste to complete the task</li></ul>
	<ul style="list-style-type: none"><li>• More please! You can choose one or more on these activities</li></ul>

# DAY 1



*Remember to use  
your prompt sheet*

**Learning Intention:** To listen to and read the fiction book, 'The Flying Monkey.'



Listen to the book.



Read along with an adult.



Copy a favourite picture from the book and tell an adult why you chose it.



Talk to an adult about what you have read.

# DAY 2



**Learning Intention:** To notice and use sentence patterns when reading.





Listen to the book again.



Read to an adult.

Look at these pages from the book.



The **sentences are the same** except for the last word.

We can use the **sentence pattern** to help us read the next page.



Check through the book. Is the sentence pattern the same on every page? Use the sentence pattern to write another sentence about the monkey's balloon.

My balloon went up over the houses.

My balloon went up over the forest.

My balloon went up over the.....



Talk to an adult about how sentence patterns help you to read.

# DAY 3



**Learning Intention:** To notice that pictures can show how a character's feelings change.



Listen to the book again.



Read the book to someone in your family.



Look through the pages in your book. Look at the Monkey. He looks happy.



Look at the last page of your book. Look at the monkey's face.

He is not happy now that the balloon is down.

The pictures show you his feelings.



Draw a picture of someone doing something that makes them happy.



Draw a picture of them feeling sad when things go wrong.

Tell an adult how pictures show that the character's feelings have changed.

# DAY 4



*Some more activities  
if you choose...*

**Learning Intention:** To show what you know about sentence patterns.

Choose one or more of these activities:



Make a book called, 'The Sleepy Monkey'. Use this sentence pattern.

**The sleepy monkey slept in a .....** on each page.



Make your own hot air balloon! Look at the picture.

Find a small paper cup. Put a photo of yourself inside the cup.

Tie the cup to a balloon.




Research some other ways of making hot air balloons.

Did you make one that could fly?



Read your 'Sleepy Monkey' book to your family.





Wonderful Reading!

Keep up the great reading!

