



WEEK 10



Pink Level Reading Support





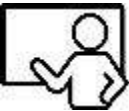




LEARNING FROM HOME



Picture Prompts

WHAT DO GOOD READERS DO?




Picture	Prompts
	<ul style="list-style-type: none">• Listen to the text• Log on to Epic using your class code• Find the book shown for your learning this week• Find a quiet place where you can hear clearly• You need to be doing whole body listening
	<ul style="list-style-type: none">• Time for you to read aloud• Remember to use: Pictures (use these to help you work out words) .?! "" (punctuation) (sound out the words - b-a- t)
	<ul style="list-style-type: none">• Learning focus
	<ul style="list-style-type: none">• Use a pencil to complete this task• Keep all your work in the same place
	<ul style="list-style-type: none">• This is your speaking, listening and sharing time
	<ul style="list-style-type: none">• Use glue and scissors to cut and paste to complete the task
	<ul style="list-style-type: none">• More please! You can choose one or more on these activities

DAY 1



Remember to use your prompt sheet

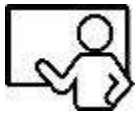
Learning Intention: To retell the story.



Listen to the book.



Read along with an adult.



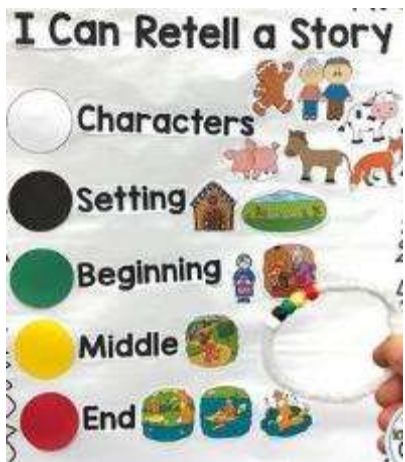
Think about what happened in the story to Jack and his friends.



Write a 'retell' of the story using your own words.

Remember to include the setting, and to retell the story in order.

Think of the beginning, middle and end.



DAY 2



Learning Intention: To demonstrate your understanding and purpose of pictures in a text.

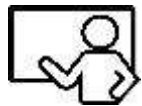


Listen to the book again.



Read to an adult.

Read page 18. Look at the pictures and notice the arrows.



Write what the boys did to create the birdhouse.



How have the pictures on this page helped you understand the story?

Share your writing with an adult.

DAY 3



Words that sound the same and end the same way

pop + hop cat + hat tag + bag
lip + sip pet + wet bug + rug

Learning Intention: To identify rhyming words in the book.



Listen to the book again.



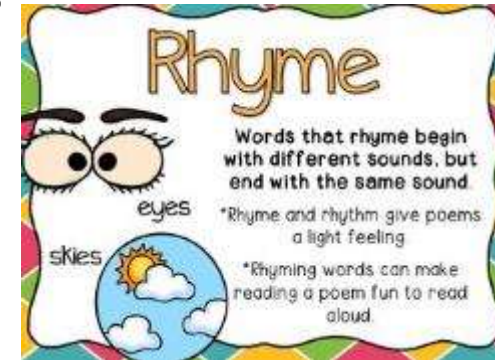
Read the book to someone in your family.



This is the nest on the **ground** that fell from the branch without a **sound**.

This is part of the book.

There is **rhyming** on each page.



On this page the rhyming words are **'ground'** and **'sound'**.

These would have the same ending.



Look through the book and write down all the rhyming words you can find.

Remember there are 2 on each page.



Share your words with an adult. Can you think of another rhyming word to add?

DAY 4



*Some more activities
if you choose...*

Learning Intention: Show your understanding of the text and concepts taught.

Choose one or more of these activities:

Using paper cups and spoons make some rhyming cups with different endings for e.g., - all, -ake, ile, -at, -ide.



Write instructions on how to make something e.g., how to build a Lego house, a paper plane or make slime.



With parent help, find and follow a recipe on how to cook something yummy to share with your family.





Wonderful
Reading!

Keep up the great reading!