



WEEK
10



Red Level Reading Support



LEARNING FROM HOME










<https://www.getepic.com/app/read/47453>



Picture Prompts

WHAT DO GOOD READERS DO?



| Picture | Prompts |
|---|---|
|  | <ul style="list-style-type: none">• Listen to the text• Log on to Epic using your class code• Find the book shown for your learning this week• Find a quiet place where you can hear clearly• You need to be doing whole body listening |
|  | <ul style="list-style-type: none">• Time for you to read aloud• Remember to use pictures (these to help you work out the words)• use .?! "" (punctuation)• sound out the words - b-a-t |
|  | <ul style="list-style-type: none">• Use a pencil to complete this task• Keep all your work in the same place |
|  | <ul style="list-style-type: none">• Learning focus |
|  | <ul style="list-style-type: none">• This is your speaking, listening and sharing time |
|  | <ul style="list-style-type: none">• Use glue and scissors to cut and paste to complete the task |
|  | <ul style="list-style-type: none">• More please! You can choose one or more on these activities |

DAY 1



*Remember to use
your prompt sheet*

Learning Intention: To read the book, 'I Hug.'



Listen to the book.



Read along with an adult.



Copy a favourite picture from the book and tell an adult why you chose it.



Talk to an adult about what you have read.

DAY 2

Making Connections



Learning Intention: To make a personal connection to the text.



Listen to the book again.



Read to an adult.



Each page shows you something that the girl hugs.

Do any of these pages remind you of something that you like to hug?

I hug my bear.



When we read or see a character doing something, it **reminds us of things we have done**. This is called making a **connection to the text**.



Look through the book again. Find something else that you make a connection with.

Write and draw the **connection** you made.



Ask an adult if they also made a connection with something they saw in this book.

DAY 3



Learning Intention: To recognise words which rhyme with 'hug'.

Listen to the book again.

Read the book to someone in your family.

Rhyming words sound the same - 'cat' sounds like 'bat'

hug dug bug rhyme with hug.

Copy these rhyming words and write more words that rhyme with **hug**.

Draw a picture for each word.

Tell an adult your rhyming words. Can they think of any other words that rhyme with hug?



DAY 4



*Some more activities
if you choose...*

Learning Intention: To show what you learned from the book, 'Hug.'

Choose one or more of these activities:



This book is about things the girl liked to hug. Look at this **HUG** card.
Use scissors, paper and glue to make a **HUG** card
for someone you like to hug.




I would **not** like to hug a lion.



Make a funny book about things you would **not** like to hug.



Ask an adult to help you read or listen to 'Hug' by Jez Alborough
Talk to an adult about the book and how it made you feel.





Wonderful Reading!

Keep up the great reading!

