


WEEK
10



Yellow Reading Support








LEARNING FROM HOME



Picture Prompts

WHAT DO GOOD READERS DO?



Picture	Prompts
	<ul style="list-style-type: none">• Listen to the text• Log on to Epic using your class code• Find the book shown for your learning this week• Find a quiet place where you can hear clearly• You need to be doing whole body listening
	<ul style="list-style-type: none">• Time for you to read aloud• Remember to use pictures (these to help you work out the words)• use .?! "" (punctuation)• sound out the words - b-a-t
	<ul style="list-style-type: none">• Use a pencil to complete this task• Keep all your work in the same place
	<ul style="list-style-type: none">• Learning focus
	<ul style="list-style-type: none">• This is your speaking, listening and sharing time
	<ul style="list-style-type: none">• Use glue and scissors to cut and paste to complete the task
	<ul style="list-style-type: none">• More please! You can choose one or more on these activities

DAY 1



*Remember to use
your prompt sheet*

Learning Intention: To listen to and read the fiction book, 'Max Monkey.'



Listen to the book.



Read along with an adult.



Copy a favourite picture from the book and tell an adult why you chose it.



Talk to an adult about what you have read.

DAY 2



Learning Intention: To know that pictures can help to predict the ending of a story.



Listen to the book again.



Read to an adult.



Look at these pages. The **pictures help us to predict** what will happen at the end of the story.

We can see the monkey **looking at the lunch** and **hiding from the children** and **taking the bananas**.



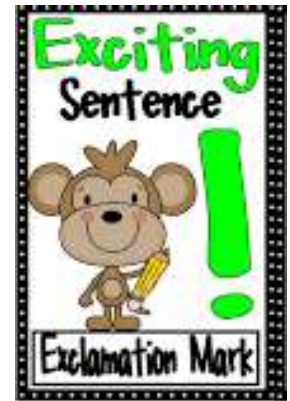

Think of a different ending for the story. Did the children trick the monkey in your ending?



Draw pictures to show the different ending. Write a sentence about the new ending.

Talk to an adult about how pictures can help you predict the ending.

DAY 3



Learning Intention: To notice and use exclamation and question marks in the text.



Listen to the book again.



Read the book to someone in your family.

Question marks? and **Exclamation marks!** help us to change our voices when we read.

When we see a **question mark**, we know that **someone wants to know something**.

When we see an **exclamation mark**, we know that **something is exciting**.

Read your book again but change your voice when you see an exclamation mark.

Use your voice to show that something exciting is happening in the story.

Look through your book. How many question marks and exclamation marks did you find?

Copy one sentence with a question mark. Copy one sentence with an exclamation mark.

Tell an adult what you know about question and exclamation marks.

?	!

DAY 4



*Some more activities
if you choose...*

Learning Intention: To show your understanding of the fiction book, 'Max Monkey.'

Choose one or more of these activities:



The monkey tricked the children in this story.

Write about a time when you tricked someone or have been tricked by someone.

Use exclamation marks in your story.



Ask an adult to help you find the clip or book, 'The Gingerbread Man.'

The fox tricked the gingerbread man in this story.



Can you or an adult think of any other stories where someone is tricked.

Lots of fairy tales have tricks in them. Act out a fairy tale for your family.

You could even make masks for the characters!



Wonderful Reading!

Keep up the great reading!

