

WEEK
11
















 **Blue Star
Reading Support**

LEARNING FROM HOME



What do good readers do?

<p>USE BACKGROUND KNOWLEDGE</p> 	<p>Think: What do I already know about this topic? Good readers use what they already know and their experiences to help them make sense of the text.</p>	<p>VISUALIZE</p> 	<p>Create mental images of the characters, settings and events in the text. Think: What picture am I seeing in my head while reading.</p>	<p>MAKE INFERENCES</p> 	<p>Use clues in the text and from your own knowledge to fill in the gaps to help you draw conclusions about the story or text.</p>
<p>ASK QUESTIONS</p> 	<p>Stop and ask yourself questions to see if the text makes sense. Re-read the text if you need more information to support your understanding.</p>	<p>MAKE CONNECTIONS</p> 	<p>Think about what you already know about the text. Find ways to connect the text to yourself, other texts/movies or the world around you.</p>	<p>MAKE PREDICTIONS</p> 	<p>Determine what you think will happen in the text. Use the title, text and illustrations to help you.</p>
<p>IDENTIFY THE MAIN IDEA</p> 	<p>What is the text mostly about? Think: What does the author want me to understand?</p>	<p>RECOGNIZE COMPARE AND CONTRAST</p> 	<p>In your reading compare how two things are alike. To contrast compare how the two things are different. Also think about how the two things are the same.</p>	<p>SUMMARIZE</p> 	<p>Our brain can sum up what's happened in the story or what information is in the text. Use your own words to describe what you have read.</p>
<p>RECOGNIZE SEQUENCE</p> 	<p>This is the order in which events occur in the text. Think: What happened first, second then last.</p>	<p>FIND FACTS AND DETAILS</p> 	<p>Separating important details from interesting details. Think: What details support the main idea.</p>	<p>REREAD FOR CLARITY</p> 	<p>You may need to re-read the text to help you understand fully what the text is about. Think: What is the author saying? Am I understanding what I am reading?</p>
<p>RECOGNIZE CAUSE AND EFFECT</p> 	<p>Think: What happened? Why did it happen? Cause is the reason why something happens. Effect is what happened.</p>	<p>DISTINGUISH BETWEEN FACT AND OPINION</p> 	<p>Remember that a FACT can be proven. An OPINION is something that someone thinks or feels but can't be proven.</p>	<p>ADJUST YOUR PACING</p> 	<p>Think: Am I reading at the right pace to help my understanding of the text? Think about your accuracy, expression, notice punctuation and the pace of your reading.</p>

DAY 1



Learning Intention: To use your prior knowledge to make predictions.

MAKE
PREDICTIONS



USE
BACKGROUND
KNOWLEDGE



Before you read – look at the front cover:

- Make a **prediction**: What do you think this book will be about?
- Why do you think it's called, 'Bizarre Beast Battles: Cheetah vs. Ostrich'?
- Look at the contents page of **Cheetah vs. Ostrich**. Does the list of chapter titles change or confirm your thinking around your prediction?
- If a cheetah and an ostrich got into a fight, which animal do you think would win? Use your **prior knowledge** to make a list of reasons why you think this.

Read pages 4 to 11 of **Cheetah vs. Ostrich** on Epic.

Spotted Speeder	4
Biggest Bird	6
Fast and Faster	8
Sizing Them Up	10
What a Stridel	12
Eyeing the Enemy	14
Bite vs. Kick	16
Claw vs. Talon	18
The Winner?	20
Glossary	22
For More Information	23
Index	24

DAY 2



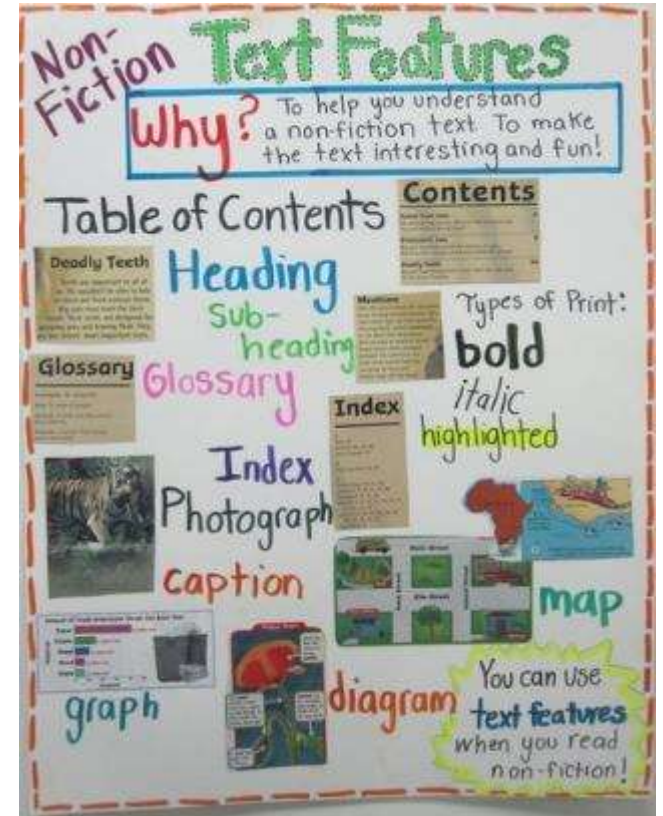
Learning Intention: To identify the Main Idea and to investigate text features.

Read pages 12 to 21 of **Cheetah vs. Ostrich**.

IDENTIFY THE
MAIN IDEA



- Find the **Main Idea** for each 'topic/chapter' you just read about. What is each page mostly about?
- What text features made the Main Idea easier for you to identify?
- What other text features did the author use to help you to understand the topic? How did these text features help your understanding of the text?
- Which text feature do you think is the most useful in helping you to understand the text and why?



DAY 3



Learning Intention: To compare and contrast facts and details found in the text.

Re-read **Cheetah vs. Ostrich**.

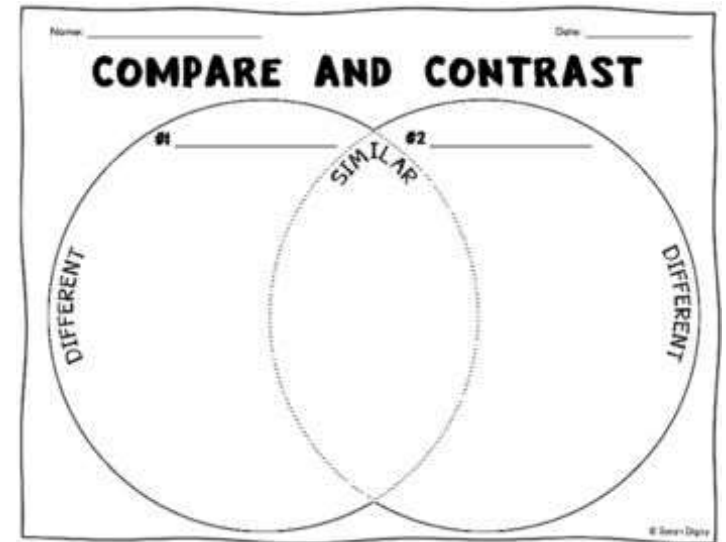
FIND
FACTS AND
DETAILS



RECOGNIZE
COMPARE AND
CONTRAST



- Make a list of **facts and details** about each of the animals featured in the book.
- Add these facts and details to a Venn Diagram. This will allow you to **Compare** (look for similarities) and **Contrast** (look for differences) the two animals.
- Based on the actual facts from the book, which animal do you now think would win a fight and why? Was your prediction from Day 1 correct?



THE WINNER?

DAY 4



*Some more activities
if you choose...*

Learning Intention: To further investigate **Bizarre Beast Battles**.

- What was the most interesting thing you discovered about cheetahs and/or ostriches?
- This book is from a series called, 'Bizarre Beast Battles'. Search '**Bizarre Beast Battles**' on EPIC to read about other interesting animal battles.
- **Create your own, 'Bizarre Beast Battle' book:**
 - Make a list of other animals you would like to see 'battle'.
 - Choose 2 of these animals that you think would be a 'close match' in a fight.
 - Use Non-Fiction books on EPIC or with parental guidance, the Internet to research these 2 animals. Some things you might like to research are: size, speed, defensive and/or attack devices.
 - Use these facts and details to write and illustrate your own, 'Bizarre Beast Battle' book.
 - Share your book with your family and friends. Can they predict the winner?

FIND
FACTS AND
DETAILS





Outstanding
reading!

Keep up the great reading!