



WEEK  
11



Pink Level  
Reading Support





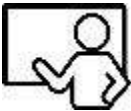




LEARNING FROM HOME



# Picture Prompts

## WHAT DO GOOD READERS DO?



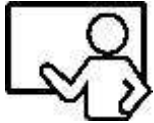
Picture	Prompts
	<ul style="list-style-type: none"><li>• Listen to the text</li><li>• Log on to Epic using your class code</li><li>• Find the book shown for your learning this week</li><li>• Find a quiet place where you can hear clearly</li><li>• You need to be doing whole body listening</li></ul>
	<ul style="list-style-type: none"><li>• Time for you to read aloud</li><li>• Remember to use: Pictures (use these to help you work out words) .?! "" (punctuation) (sound out the words - b-a- t)</li></ul>
	<ul style="list-style-type: none"><li>• Learning focus</li></ul>
	<ul style="list-style-type: none"><li>• Use a pencil to complete this task</li><li>• Keep all your work in the same place</li></ul>
	<ul style="list-style-type: none"><li>• This is your speaking, listening and sharing time</li></ul>
	<ul style="list-style-type: none"><li>• Use glue and scissors to cut and paste to complete the task</li></ul>
	<ul style="list-style-type: none"><li>• More please! You can choose one or more on these activities</li></ul>

# DAY 1

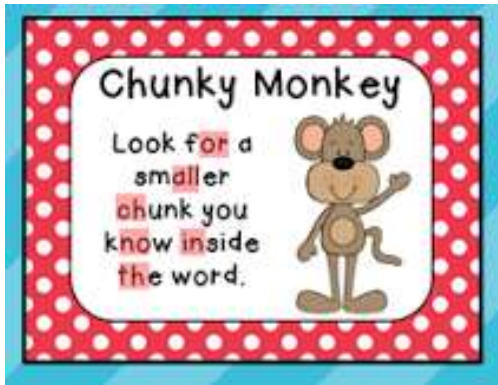


*Remember to use  
your prompt sheet*

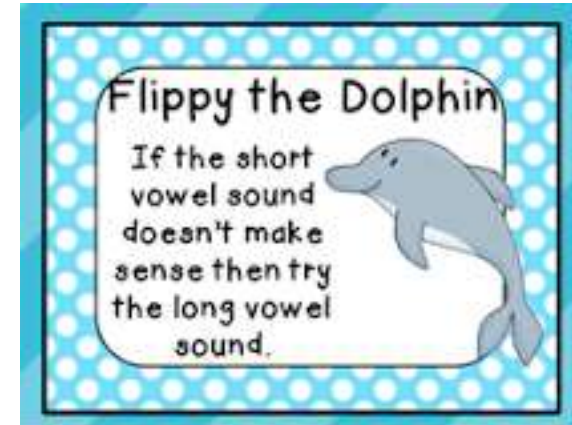
**Learning Intention:** To use a variety of reading strategies when solving unknown words.



Before reading the book have a look at these 2 reading strategies.



Use your knowledge of letters  
and sounds to try and solve tricky words.



As you read through the book write down a list of words that you used these strategies to solve.



Share your writing with an adult.

# DAY 2



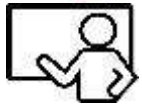
**Learning Intention:** To share your understanding of part of the text using your own words.



Listen to the book again.



Read to an adult.



On the page with the heading 'Helpful Tools' the author writes about different **tools** that people might use to see better.



Here are 4 different tools people use. Write as much information you can about one of these tools. The tools are called glasses, a magnifying glass, binoculars and a telescope.



Ask an adult if they know any more information about the tool you chose.

# DAY 3




**Learning Intention:** To understand how to use a pronunciation guide.



Read the book to someone in your family.



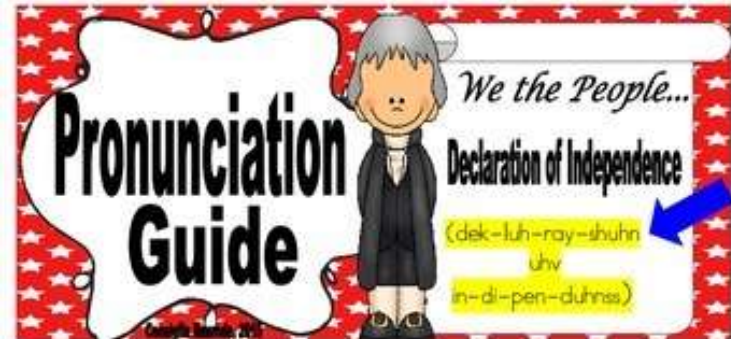
One **text feature** found in a non-fiction book is a glossary. It is a list of words and what they mean. The glossary in this book has a **pronunciation guide** beside each word. **Pronunciation** is the way a word is spoken.



**focus** (FOH-kuhss): When you see things in focus, you see them clearly.



Copy each word and how to pronounce it.  
Practise reading each of the words.



**Pronunciation Guide**

*We the People...*  
**Declaration of Independence**  
(dek-luh-ray-shuhn uhv in-di-pen-duhns)

A **pronunciation guide** is used to help the reader pronounce words correctly. The focused word is usually in color or bold print and in parentheses.

# DAY 4



*Some more activities  
if you choose...*

**Learning Intention:** Show your understanding about the text.

Choose one or more of these activities:

Answer the questions on page 21 called 'What did you learn?'

Use 'Chunky Monkey' and 'Flippy the Dolphin' to tackle other tricky words in different books.



We have 5 senses. The book was about the sense of seeing.

Research all 5 senses and create your own 'My 5 Senses Book'.

Think of as many different ways we use our senses to explore the world.





Outstanding Reading!

Keep up the great reading!

