



WEEK
11










Yellow Reading
Support

LEARNING FROM HOME

Picture Prompts

WHAT DO GOOD READERS DO?



Picture	Prompts
	<ul style="list-style-type: none">• Listen to the text• Log on to Epic using your class code• Find the book shown for your learning this week• Find a quiet place where you can hear clearly• You need to be doing whole body listening
	<ul style="list-style-type: none">• Time for you to read aloud• Remember to use pictures (these help you work out the words)• use .?! "" (punctuation)• sound out the words - b-a-t
	<ul style="list-style-type: none">• Use a pencil to complete this task• Keep all your work in the same place
	<ul style="list-style-type: none">• Learning focus
	<ul style="list-style-type: none">• This is your speaking, listening and sharing time
	<ul style="list-style-type: none">• Use glue and scissors to cut and paste to complete the task
	<ul style="list-style-type: none">• More please! You can choose one or more of these activities

DAY 1



*Remember to use
your prompt sheet*

Learning Intention: To listen to and read the non-fiction book 'Puppies'.



Listen to the book.



Read along with an adult.



Copy a favourite picture from the book and tell an adult why you chose it.



Talk to an adult about what you have read.

DAY 2



Learning Intention: To use the title page to know what the book will be about.

Listen to the book again.




Read to an adult.



Look at these pages from your book.

The **title page** says, 'Puppies'.



The pages show information about puppies.

The information in the book matches the title page.

Look through the book. Find the page that tells you about a doctor for puppies.



A vet is a doctor for pets.



Copy the picture and write about a what a vet does.



Tell an adult what you know about the information and title page in a non-fiction book.



DAY 3



Learning Intention: To use different strategies to help solve unknown words.



Listen to the book again.

Read the book to someone in your family.

Look at this page from your book.

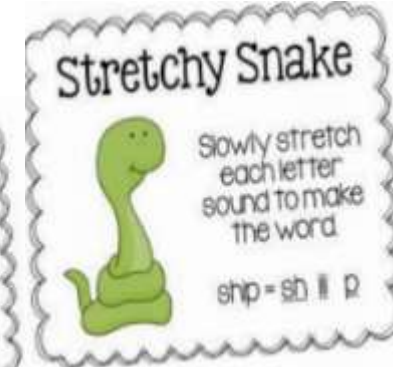
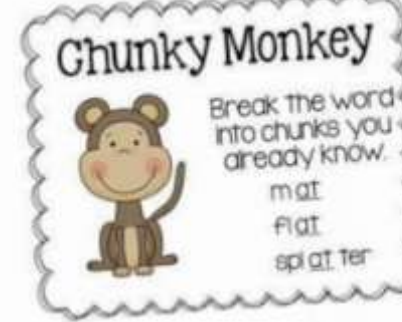
There are some tricky words on this page but you can use reading strategies to help you work them out.

You could try these strategies to help you
Which strategy did you use?

Write and draw three words you solved.



Tell an adult how these reading strategies helped you to work out the words.




DAY 4



Some more activities if you choose...

Learning Intention: To learn more about dogs and puppies.

Choose one or more of these activities:



Do you have a pet at home or do you know someone with a pet?

Make a list of all the jobs you need to do to keep your pet healthy.

Research different breeds of dog. How many did you find?

Make a book showing the different breeds of dog you found.

Make a paper fold puppy like the one in this picture.

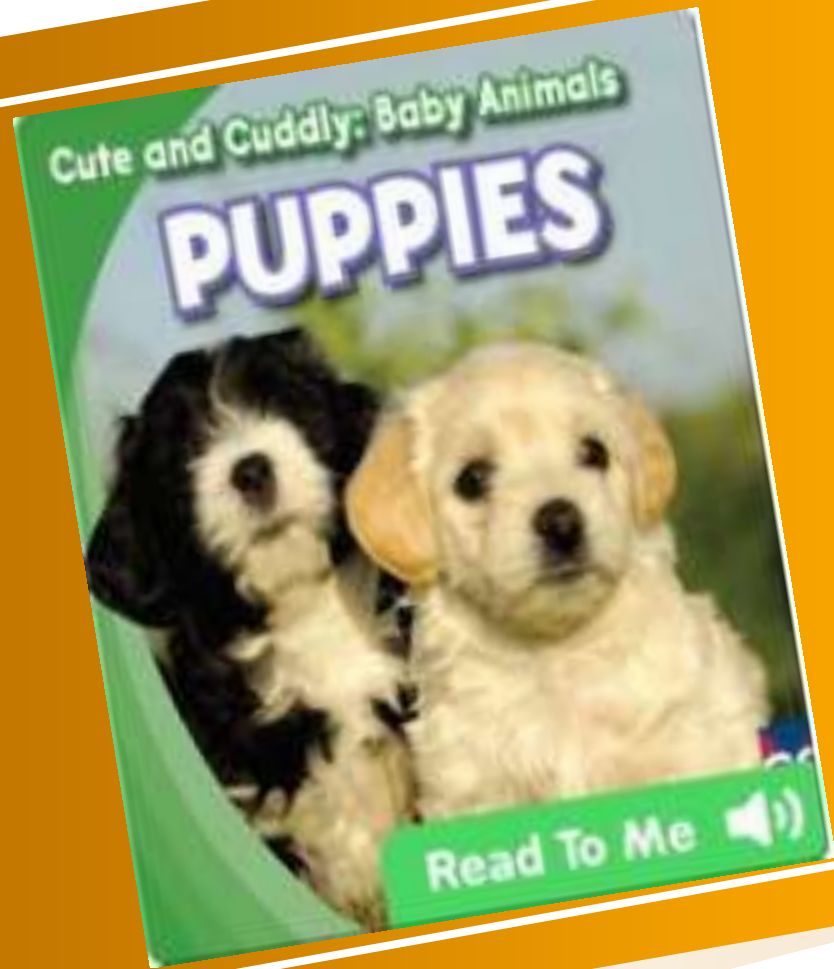


Ask someone to help you to work out the folds.

Ask an adult to help you read or watch, 'Hairy Maclary from Donaldson's Dairy.'

Talk to an adult about the funniest page in the book.

Tell them why it was funny.



Outstanding
Reading!

Keep up the great reading!