

WEEK 9



Blue Level Reading Support

LEARNING FROM HOME

What Is Soft?










written by Pam Holden

Picture Prompts

WHAT DO GOOD
READERS DO?



Picture	Prompts
	<ul style="list-style-type: none">• Listen to the text• Log on to Epic using your class code• Find the book shown for your learning this week• Find a quiet place where you can hear clearly• You need to be doing whole body listening
	<ul style="list-style-type: none">• Time for you to read aloud• Remember to use pictures (these to help you work out the words) use .?! "" (punctuation) sound out the words - b-a-t
	<ul style="list-style-type: none">• Use a pencil to complete this task• Keep all your work in the same place
	<ul style="list-style-type: none">• Learning focus
	<ul style="list-style-type: none">• This is your speaking, listening and sharing time
	<ul style="list-style-type: none">• Use glue and scissors to cut and paste to complete the task
	<ul style="list-style-type: none">• More please! You can choose one or more on these activities

DAY 1



*Remember to use
your prompt sheet*

Learning Intention: To listen to and read the non-fiction book, 'What is Soft?'



Listen to the book.



Read along with an adult.



Copy a favourite picture from the book and tell an adult why you chose it.



Talk to an adult about what you have read.

DAY 2



Learning Intention: To know that non-fiction books have information that matches the title page.



Listen to the book again.



Read to an adult.



Look at these pages from your book.

The **title page** asks, 'What is Soft?'

The pages show things that are soft.

What Is Soft?



The information in the book matches the title page.



Look through the book. Write and draw all the things that are soft.



Tell an adult what you know about the information and title page in a non-fiction book.

DAY 3



Learning Intention: To know that **'th'** makes a 'th' sound.



Listen to the book again.



Read the book to someone in your family.



The letters **t** and **h** make a **'th'** sound together.

Look at this page from your book.

'Th' starts the words **this that the them they**












Look through your book.

Count how many times you see the word **'this.'**

Write two sentences that start with **'this.'**



Ask an adult to help you make a list of words that begin with **'th.'**

the = 	that 	this  	those 	these 
though = 	they 	than 	them 	their 

DAY 4



*Some more activities
if you choose...*

Learning Intention: To show what you know about the title page of a book.

Choose one or more of these activities:



Think of some toys that are soft. Make a new book called, 'What is Soft?'



Make the new book about soft toys. Write and draw a soft toy on each page.



Your teddy bear is a soft toy. Write about a teddy bear that had an exciting, imaginary adventure.



Ask an adult to help you read or watch the book 'The Very Cranky Bear.'



What Is Soft? **



written by Ann Holden



Incredible
Reading!

Keep up the great reading!

