





WEEK 9















Blue Star
Reading Support



LEARNING FROM HOME

What do good readers do?

<p>USE BACKGROUND KNOWLEDGE</p> 	<p>Think: What do I already know about this topic? Good readers use what they already know and their experiences to help them make sense of the text.</p>	<p>VISUALIZE</p> 	<p>Create mental images of the characters, settings and events in the text. Think: What picture am I seeing in my head while reading.</p>	<p>MAKE INFERENCES</p> 	<p>Use clues in the text and from your own knowledge to fill in the gaps to help you draw conclusions about the story or text.</p>
<p>ASK QUESTIONS</p> 	<p>Stop and ask yourself questions to see if the text makes sense. Re-read the text if you need more information to support your understanding.</p>	<p>MAKE CONNECTIONS</p> 	<p>Think about what you already know about the text. Find ways to connect the text to yourself, other texts/movies or the world around you.</p>	<p>MAKE PREDICTIONS</p> 	<p>Determine what you think will happen in the text. Use the title, text and illustrations to help you.</p>
<p>IDENTIFY THE MAIN IDEA</p> 	<p>What is the text mostly about? Think: What does the author want me to understand?</p>	<p>RECOGNIZE COMPARE AND CONTRAST</p> 	<p>In your reading compare how two things are alike. To contrast compare how the two things are different. Also think about how the two things are the same.</p>	<p>SUMMARIZE</p> 	<p>Our brain can sum up what's happened in the story or what information is in the text. Use your own words to describe what you have read.</p>
<p>RECOGNIZE SEQUENCE</p> 	<p>This is the order in which events occur in the text. Think: What happened first, second then last.</p>	<p>FIND FACTS AND DETAILS</p> 	<p>Separating important details from interesting details. Think: What details support the main idea.</p>	<p>REREAD FOR CLARITY</p> 	<p>You may need to re-read the text to help you understand fully what the text is about. Think: What is the author saying? Am I understanding what I am reading?</p>
<p>RECOGNIZE CAUSE AND EFFECT</p> 	<p>Think: What happened? Why did it happen? Cause is the reason why something happens. Effect is what happened.</p>	<p>DISTINGUISH BETWEEN FACT AND OPINION</p> 	<p>Remember that a FACT can be proven. An OPINION is something that someone thinks or feels but can't be proven.</p>	<p>ADJUST YOUR PACING</p> 	<p>Think: Am I reading at the right pace to help my understanding of the text? Think about your accuracy, expression, notice punctuation and the pace of your reading.</p>

DAY 1



Remember to use
your reading prompt
sheet

Learning Intention: To use your prior knowledge to make predictions and ask questions about the book.

MAKE
PREDICTIONS



Before you read – look at the front cover:

- Make a **prediction**: What do you think this book will be about?
What do you think a *'hidden world'* could be?

USE
BACKGROUND
KNOWLEDGE



Read pages 4 and 5 of **'Hidden Worlds'**, to find out what a hidden world actually is.


- Have you heard of any 'hidden worlds' around the world?
Make a list of things you know about hidden worlds.

ASK
QUESTIONS



- Write down 3 **questions** that you have about hidden worlds.

Then: Read pages 6 to 13 of **'Hidden Worlds'** on Epic.



DAY 2



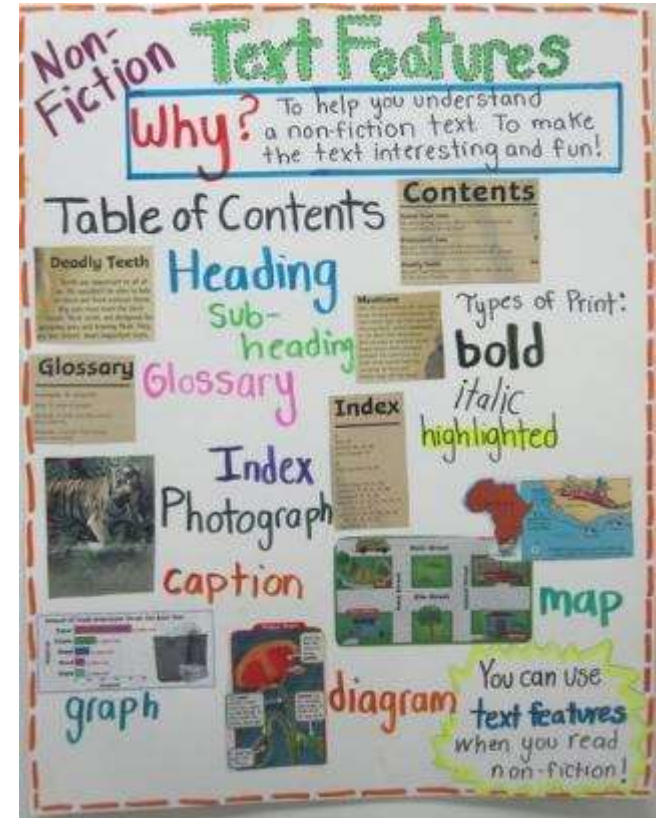
Learning Intention: To identify the Main Idea and to investigate useful text features.

Read pages 14 to 21 of '**Hidden Worlds**':

IDENTIFY THE
MAIN IDEA



- Find the **Main Idea** for each 'hidden world' you read about. What is each page mostly about?
- What text features made the Main Idea easier for you to identify?
- Make a list of other text features that the author used to help you to understand the topic. How did these text features help your understanding of the text?
- Which text feature do you think is the most useful in helping you to understand the text and why?



DAY 3



Learning Intention: To compare and contrast facts and details found in the text.

Read pages 23 to 29 of '**Hidden Worlds**'.

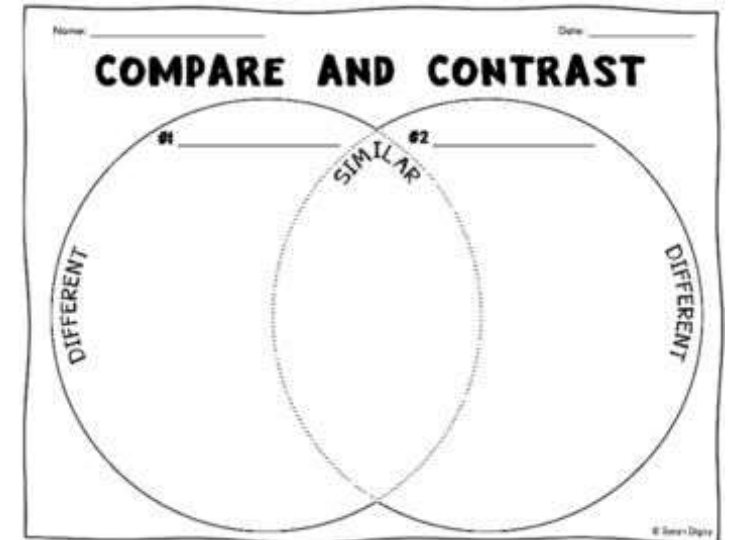
FIND
FACTS AND
DETAILS



RECOGNIZE
COMPARE AND
CONTRAST



- **Choose two** of the hidden worlds you've just read about.
- Make a list of **facts and details** about each of these hidden worlds.
- Add these facts and details to a Venn Diagram. This will allow you to **Compare** (look for similarities) and **Contrast** (look for differences) between the two worlds.
- Based on the facts from the book, which of the two worlds would you prefer to visit?
Explain your answer.



DAY 4



*Some more activities
if you choose...*

Learning Intention: To further investigate hidden worlds.



FIND
FACTS AND
DETAILS

- What was the most interesting thing you discovered about hidden worlds?
- The 'hidden worlds' in this book are located all around the world. Can you locate where these worlds are on a map?
- Choose the hidden world you are most intrigued by and do some research to discover more information about it. Share these discoveries with an adult.

ASK
QUESTIONS



Look back at the questions you asked about 'hidden worlds' on Day 1:

1. Were any of your questions **answered** by reading this book? If so which one/s?
2. Were any of your questions **NOT answered** by reading this book?

With parent support use Google to research your unanswered questions. Share your discoveries with an adult.



Incredible Reading!

Keep up the great reading!

