




WEEK 9



Pink Level
Reading Support



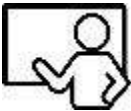




LEARNING FROM HOME



Picture Prompts

WHAT DO GOOD READERS DO?



| Picture | Prompts |
|---|---|
|  | <ul style="list-style-type: none">• Listen to the text• Log on to Epic using your class code• Find the book shown for your learning this week• Find a quiet place where you can hear clearly• You need to be doing whole body listening |
|  | <ul style="list-style-type: none">• Time for you to read aloud• Remember to use: Pictures (use these to help you work out words) .?! "" (punctuation) (sound out the words - b-a- t) |
|  | <ul style="list-style-type: none">• Learning focus |
|  | <ul style="list-style-type: none">• Use a pencil to complete this task• Keep all your work in the same place |
|  | <ul style="list-style-type: none">• This is your speaking, listening and sharing time |
|  | <ul style="list-style-type: none">• Use glue and scissors to cut and paste to complete the task |
|  | <ul style="list-style-type: none">• More please! You can choose one or more on these activities |

DAY 1

Remember to use
your prompt sheet

Learning Intention: To predict what information will be in the text.

This book is called 'Farm Animals'. Non-fiction books give information or facts about a particular topic.

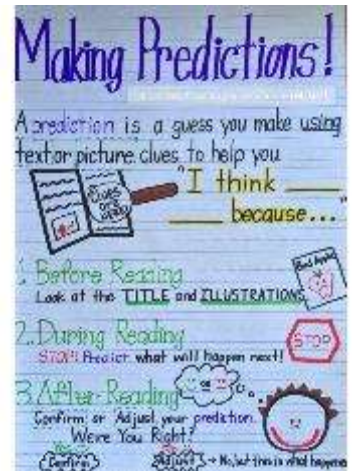

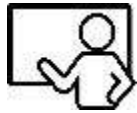
Before reading the text, look at the **cover** and **title** of the book.

Use the information you know about farm animals to make a **prediction** about what information you think will be in the book.

Write 3 sentences about what information you think will be in the book.

Listen to the book.

Share your sentences with an adult. Add one more sentence with a new fact.



DAY 2



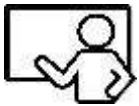
Learning Intention: To write sentences to summarise information.



Listen to the book again.



Read to an adult.



Summarising means identifying the **main idea** and the **most important facts**.

Speak to an adult and summarise the most interesting part of the book with them.

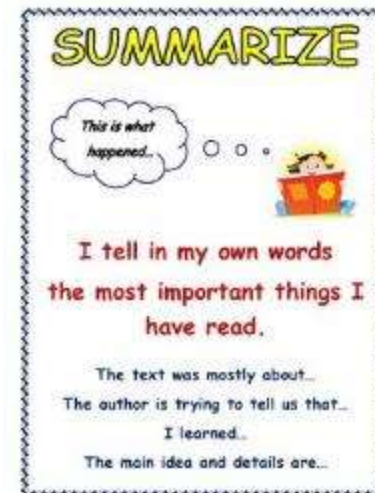
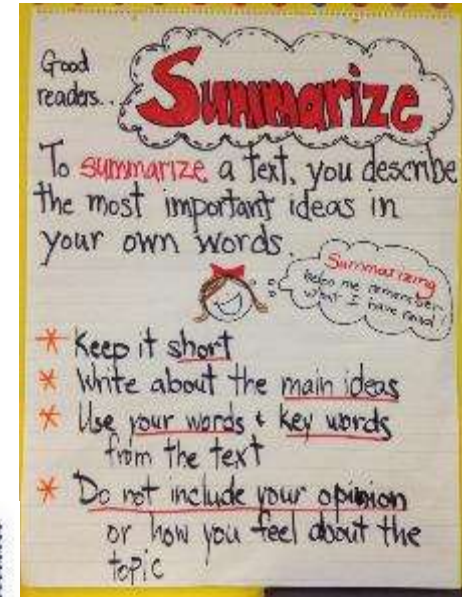


Now write your **summary** of the interesting part.

Remember to read your writing.



Share your **summary** with an adult.



DAY 3



Learning Intention: To compare and contrast two farm animals.



Listen to the book.



Read along with an adult.



This is a non-fiction text. The author explores different farm animals.

Choose 2 of the farm animals from the book and **contrast** and **compare**.

Think about what is the same about them – **compare**.



Think about what is different about them – **contrast**.

Create a Venn diagram.



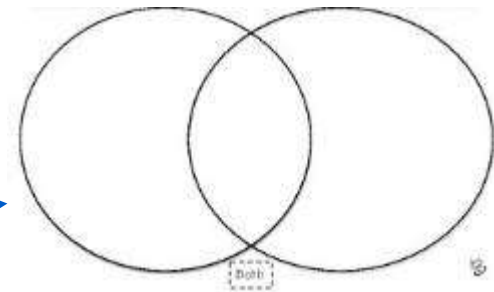
Share your work with an adult.

Compare & Contrast

When you compare and contrast you think about what is the same and what is different.



Key Words:
both
like
too
also
but
however



DAY 4



*Some more activities
if you choose...*

Learning Intention: Show your understanding about the text.

Choose one or more of these activities:




Create a list of other farm animals and write facts that you know. Research these animals and add an extra fact for each animals.




Research the process on how milk, cheese or yoghurt is made. Explain the process to a member of your family.



Stand in front of a mirror and make facial expressions and noises like the children from this page. Show a family member your new skill.





Incredible Reading!

Keep up the great reading!

