



WEEK 3



Orange Level Reading Support



LEARNING FROM HOME



CHINESE
NEW YEAR







Read To Me 



Picture Prompts

WHAT DO GOOD READERS DO?



Picture	Prompts
	<ul style="list-style-type: none">• Listen to the text• Log on to Epic using your class code• Find the book shown for your learning this week• Find a quiet place where you can hear clearly• You need to be doing whole body listening
	<ul style="list-style-type: none">• Time for you to read aloud• Remember to:<ul style="list-style-type: none">Use pictures (use these to help you work out words).?! "" (punctuation)(sound out the words - b-a- t)
	<ul style="list-style-type: none">• Use a pencil to complete this task• Keep all your work in the same place
	<ul style="list-style-type: none">• This is your speaking, listening and sharing time
	<ul style="list-style-type: none">• Use glue and scissors to cut and paste to complete the task
	<ul style="list-style-type: none">• More please! You can choose one or more on these activities

DAY 1



*Remember to use
your prompt sheet*

Learning Intention: To listen to and read the book about Chinese New Year.



Listen to the book.



Read along with an adult.



Write a list of words that were interesting or new.



Talk to an adult about what you have read and share your list with them.

DAY 2



Learning Intention: To compare Chinese New Year and birthdays.



Listen to the book again.



Read to an adult.

Symbols of Chinese New Year



Refer to page 22. It shows you pictures of things seen during Chinese New Year.



Think about birthdays and how you celebrate them. Draw 4 pictures of things you might see at a birthday.



Talk to an adult about your pictures and what happens at birthdays.

DAY 3



Learning Intention: To write about a topic.



Listen to the book again.



Read the book to someone in your family.



Imagine you are given a money envelope  with \$100 to spend.



What would you buy to share with your family? Write your ideas down with a picture.



Share your writing with a family member.

DAY 4



*Some more activities
if you choose...*

Learning Intention: Show your understanding about Chinese New Year.

Choose one or more of these activities:



Draw a colourful dancing dragon.




Choose 2 words from the picture glossary and write a sentence using each word.

Draw a picture for each sentence.



Research some interesting information about China.



Well done!

Keep up the great reading!

