



WEEK 4



# Red Level Reading Support



LEARNING FROM HOME



A Picnic with Kit








Read To Me 



# Picture Prompts

## WHAT DO GOOD READERS DO?



Picture	Prompts
	<ul style="list-style-type: none"><li>• Listen to the text</li><li>• Log on to Epic using your class code</li><li>• Find the book shown for your learning this week</li><li>• Find a quiet place where you can hear clearly</li><li>• You need to be doing whole body listening</li></ul>
	<ul style="list-style-type: none"><li>• Time for you to read aloud</li><li>• Remember to use pictures (these to help you work out the words) use .?! "" (punctuation) sound out the words - b-a-t</li></ul>
	<ul style="list-style-type: none"><li>• Use a pencil to complete this task</li><li>• Keep all your work in the same place</li></ul>
	<ul style="list-style-type: none"><li>• Learning focus</li></ul>
	<ul style="list-style-type: none"><li>• This is your speaking, listening and sharing time</li></ul>
	<ul style="list-style-type: none"><li>• Use glue and scissors to cut and paste to complete the task</li></ul>
	<ul style="list-style-type: none"><li>• More please! You can choose one or more on these activities</li></ul>

# DAY 1



*Remember to use  
your prompt sheet*

**Learning Intention:** To listen to and read the book about a picnic.



Listen to the book.



Read along with an adult.



Copy a favourite picture from the book and tell an adult why you chose it.



Talk to an adult about what you have read.

# DAY 2



**Learning Intention:** To notice that pictures and first sounds help reading.



Listen to the book again.



Read to an adult.



Look at this page in your book.

The pictures and first sounds help you to read the words.



Draw what Kit is bringing to the picnic. Write the first sound for the word.



Find some different types of food in your kitchen.

Write the first sound of each word.

# DAY 3



**Learning Intention:** To notice that the title tells you what the book is about.



Listen to the book again.



Read the book to someone in your family.

Look at the front cover.



It will help you to guess what the story will be about.

Did it help you know what the story would be about?



Draw a front cover for a book about going to the beach.

Does your cover show what the book will be about?



Talk to an adult about the cover. Tell them if it is a good cover and title. Why?

# DAY 4



*Some more activities  
if you choose...*

## **Learning Intention:** To show what you know about picnics.


Choose one or more of these activities:



Draw a picnic that you remember.



Pretend you are having a picnic in a giant's castle. Write or draw about what happened.




Ask an adult to help you make a picnic lunch.

You could have a picnic in your lounge room.



Ask an adult if they can read you *The Bear's Lunch* by Pamela Allen.

Can you find another picture book about a picnic?



Congratulations

Keep up the great reading!

