

WEEK 6



# Green Level Reading Support



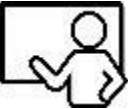




LEARNING FROM HOME



# Picture Prompts

## WHAT DO GOOD READERS DO?



Picture	Prompts
	<ul style="list-style-type: none"><li>• Listen to the text</li><li>• Log on to Epic using your class code</li><li>• Find the book shown for your learning this week</li><li>• Find a quiet place where you can hear clearly</li><li>• You need to be doing whole body listening</li></ul>
	<ul style="list-style-type: none"><li>• Time for you to read aloud</li><li>• Remember to use: Pictures (use these to help you work out words) .?! "" (punctuation) (sound out the words - b-a- t)</li></ul>
	<ul style="list-style-type: none"><li>• Learning focus</li></ul>
	<ul style="list-style-type: none"><li>• Use a pencil to complete this task</li><li>• Keep all your work in the same place</li></ul>
	<ul style="list-style-type: none"><li>• This is your speaking, listening and sharing time</li></ul>
	<ul style="list-style-type: none"><li>• Use glue and scissors to cut and paste to complete the task</li></ul>
	<ul style="list-style-type: none"><li>• More please! You can choose one or more on these activities</li></ul>

# DAY 1

*Remember to use  
your prompt sheet*

**Learning Intention:** To make predictions about a text using previous knowledge.



This book is called 'The Three Little Recyclers'. Have a look at the cover of the book. There are 3 pigs and a wolf in this story.

Think about what might happen in the story.

Make a **prediction** about what will happen with these characters.

Write your prediction and draw a picture.

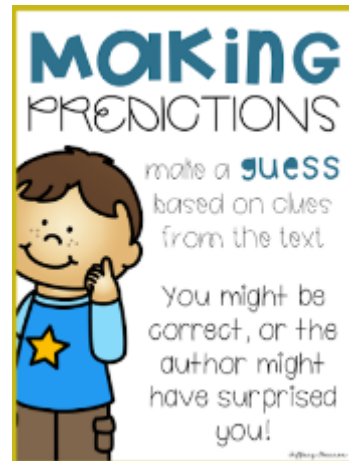


Listen to the book.



Read along with an adult.

Was your prediction close to what happened in the story?



# DAY 2



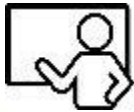
**Learning Intention:** To know what a character is like by looking at what they do and say.



Listen to the book again.



Read to an adult.



Look at these picture of the wolf. Think about what he did? How would you describe the wolf? Think about what he looks like, and also about what he says and does.



Draw a picture of the wolf and write words **describing** him.

Share your work with an adult.





# DAY 3



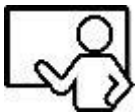
**Learning Intention:** To notice '–ed' endings on action words.



Listen to the book again.



Read the book to someone in your family.



Many action words have –ed on the end:

jump–ed      walk–ed

Not all action words end in –ed.

## Past Tense Verbs

A past tense verb tells about an action that happened in the past.

Most past tense verbs are formed by adding the 'ed' ending to the verb.

walk = walked	play = played	look = looked
smile = smiled	call = called	open = opened

Some past tense verbs are irregular and the verb changes.

give = gave	run = ran	have = had
see = saw	hold = held	get = got

A few verbs stay the same even in the past tense.

hit = hit	put = put	shut = shut
-----------	-----------	-------------



Look through the book and see if you can find words that have –ed at the end.



Talk to an adult about action words. Can you create a list of words that end in –ed?

# DAY 4



*Some more activities  
if you choose...*

**Learning Intention:** Show your understanding about the text and the ideas.

Choose one or more of these activities:

Make a house using recycled items from around your home.



Read another book that has 3 pigs in it. How is it the same as this story?



Research what items can be recycled and create a PowerPoint presentation to share the information you learnt.

