



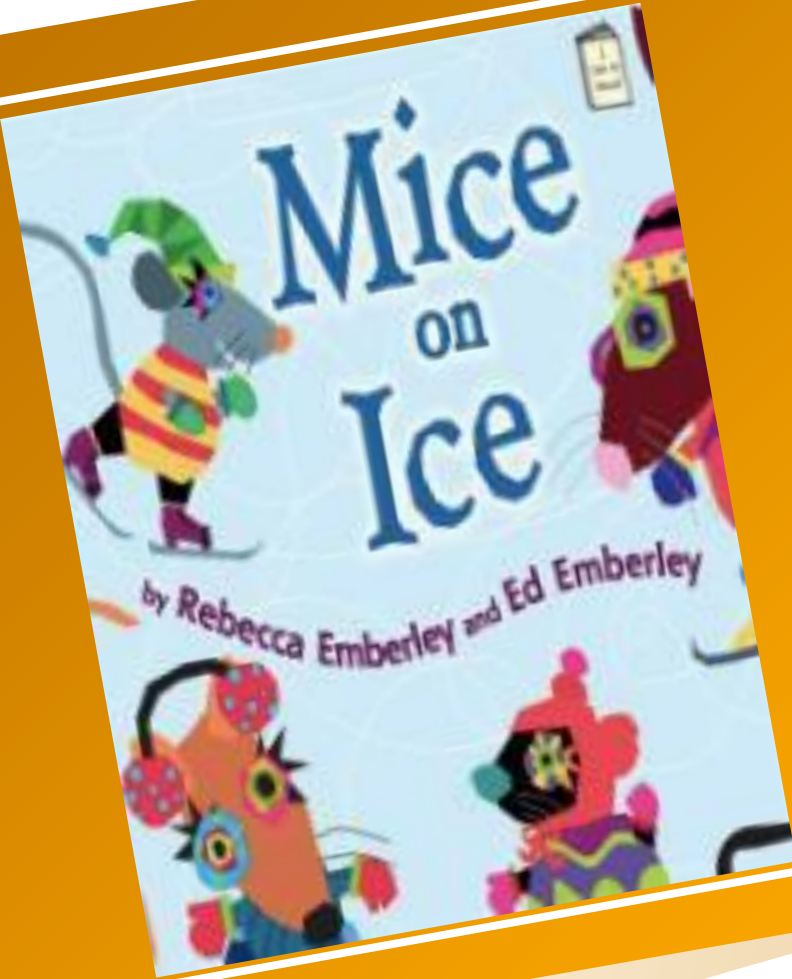
WEEK 6



Orange Level Reading Support










LEARNING FROM HOME



Picture Prompts

WHAT DO GOOD READERS DO?



Picture	Prompts
	<ul style="list-style-type: none">• Listen to the text• Log on to Epic using your class code• Find the book shown for your learning this week• Find a quiet place where you can hear clearly• You need to be doing whole body listening
	<ul style="list-style-type: none">• Time for you to read aloud• Remember to use: Pictures (use these to help you work out words) .?! "" (punctuation) (sound out the words - b-a- t)
	<ul style="list-style-type: none">• Learning focus
	<ul style="list-style-type: none">• Use a pencil to complete this task• Keep all your work in the same place
	<ul style="list-style-type: none">• This is your speaking, listening and sharing time
	<ul style="list-style-type: none">• Use glue and scissors to cut and paste to complete the task
	<ul style="list-style-type: none">• More please! You can choose one or more on these activities

DAY 1

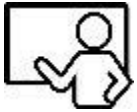


*Remember to use
your prompt sheet*

Learning Intention: To predict what will happen next in a story.



Have an adult read the first 5 pages of the book.



Stop at the page with this picture.



Make a **prediction** about what is waiting for the mice. A **prediction** is a guess using the information that you already know.



Draw what you think is waiting. Write a sentence explaining why you think this.



Share your prediction with an adult. Listen to the rest of the story.

DAY 2



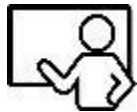
Learning Intention: To follow and explain the plot of a story.



Listen to the book.



Read along with an adult.



Think about what happened in the story.



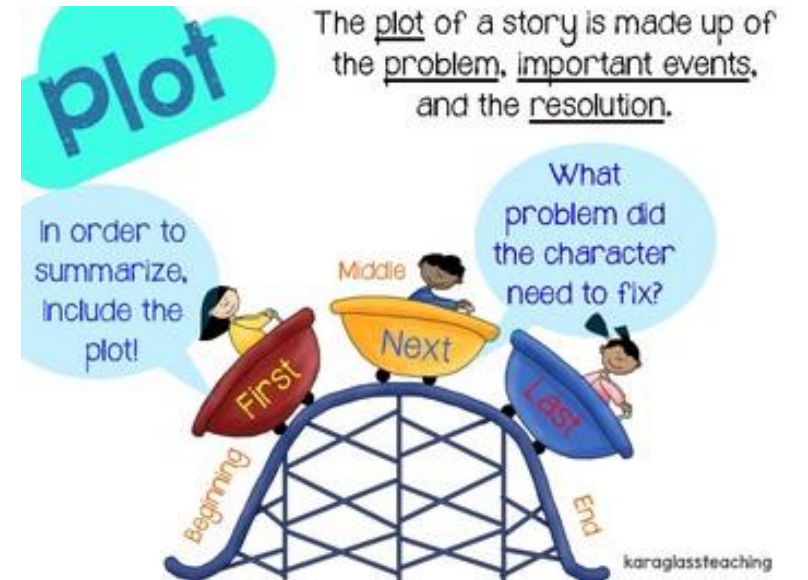
Draw the main events from the story.



Write about each part of your drawing. Use words like, 'first', 'then' and 'lastly'.



Share with an adult.



DAY 3



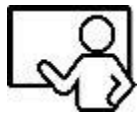
Learning Intention: To recognise words which rhyme with 'mice'.



Listen to the book again.



Read the book to someone in your family.



Rhyming words have the same ending sounds.



Think of as many words that rhyme with 'mice'.



Tell an adult your rhyming words.



Can they think of any other words that rhyme with 'mice'? Add these words to your list.

DAY 4



*Some more activities
if you choose...*

Learning Intention: Make connections to a story and own life.

Choose one or more of these activities:


Make yourself a hat like the cat. See if you can use things around your house such as cardboard box, ribbon, paper and other items.

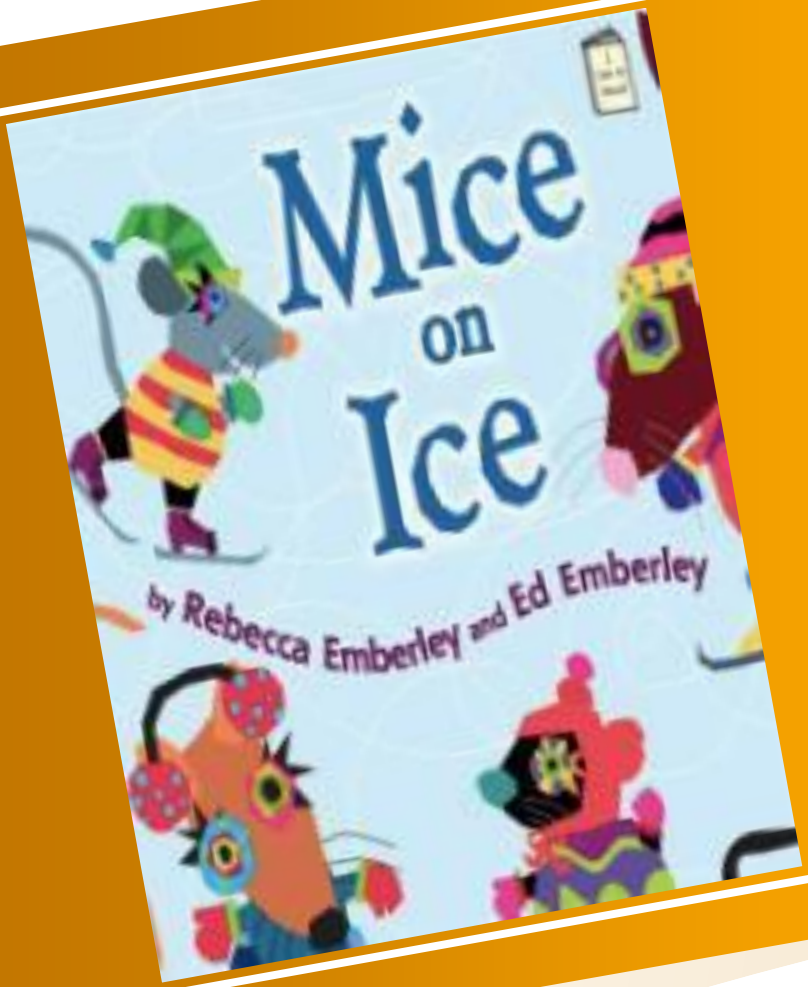


Write a story where the mice find something else. Make sure it includes a beginning, middle and an end.



Create a song using different rhyming words.





Brilliant!

Keep up the great reading!