

WEEK 6



# Red Level Reading Support

LEARNING FROM HOME

Cody Eats Everything










Read To Me 

# Picture Prompts

WHAT DO GOOD READERS DO?



Picture	Prompts
	<ul style="list-style-type: none"><li>• Listen to the text</li><li>• Log on to Epic using your class code</li><li>• Find the book shown for your learning this week</li><li>• Find a quiet place where you can hear clearly</li><li>• You need to be doing whole body listening</li></ul>
	<ul style="list-style-type: none"><li>• Time for you to read aloud</li><li>• Remember to use pictures (these to help you work out the words)</li><li>• use .?! "" (punctuation)</li><li>• sound out the words - b-a-t</li></ul>
	<ul style="list-style-type: none"><li>• Use a pencil to complete this task</li><li>• Keep all your work in the same place</li></ul>
	<ul style="list-style-type: none"><li>• Learning focus</li></ul>
	<ul style="list-style-type: none"><li>• This is your speaking, listening and sharing time</li></ul>
	<ul style="list-style-type: none"><li>• Use glue and scissors to cut and paste to complete the task</li></ul>
	<ul style="list-style-type: none"><li>• More please! You can choose one or more on these activities</li></ul>

# DAY 1



*Remember to use  
your prompt sheet*

**Learning Intention:** To listen to and read the book 'Cody Eats Everything'.



Listen to the book.



Read along with an adult.



Copy a favourite picture from the book and tell an adult why you chose it.



Talk to an adult about what you have read.

# DAY 2



**Learning Intention:** To use pictures and first sounds help work out words.



Listen to the book again.



Read to an adult.



Look at this page in your book.

Cody has flowers in his mouth. Find the 'f' for **f**lowers.

Cody has grass in his mouth. Find the 'g' for **g**rass.




Draw Cody eating **m**eat. Write the sentence 'Cody eats **m**eat'.



Ask an adult to help you look for different food in your pantry.

Can you find a food for every letter?



# DAY 3



**Learning Intention:** To notice that the pictures tell you how the characters are feeling.



Listen to the book again.



Read the book to someone in your family.



Look at this page.

Look at Cody's eyes. Do they tell you that Cody is happy?

Look at the cat's face. His face tells you he is angry. Why?


Look at Cody's eyes now. What do they tell you now?



Draw your face when you eat ice cream. Write about how you feel.



Look at the pages in your book. Ask an adult how Cody is feeling on each page. Do you agree? How do you know?



# DAY 4



*Some more activities  
if you choose...*

**Learning Intention:** To show that you can use pictures to help you work out words.



Choose one or more of these activities:

Ask your family and friends what they like to eat and what they don't like.

Make a book with a different person on each page.

Write a sentence for each page. Mum eats \_\_\_\_\_.

Mum doesn't eat \_\_\_\_\_.



Share your book with your family.

Does everyone like the same thing?

Ask an adult to help you find the story of 'Six Dinner Sid.'


Ask them to read the book to you.



Mum eats ice  
cream.




Mum doesn't  
eat peas.





Cody Eats  
Everything



Read To Me 

Brilliant!

Keep up the great reading!

