

WEEK 7




Red Level Reading Support

LEARNING FROM HOME

AROUND TOWN
SCHOOL










Read To Me 

tadpole

Picture Prompts

WHAT DO GOOD READERS DO?



Picture	Prompts
	<ul style="list-style-type: none">• Listen to the text• Log on to Epic using your class code• Find the book shown for your learning this week• Find a quiet place where you can hear clearly• You need to be doing whole body listening
	<ul style="list-style-type: none">• Time for you to read aloud• Remember to use pictures (these to help you work out the words)• use .?! "" (punctuation)• sound out the words - b-a-t
	<ul style="list-style-type: none">• Use a pencil to complete this task• Keep all your work in the same place
	<ul style="list-style-type: none">• Learning focus
	<ul style="list-style-type: none">• This is your speaking, listening and sharing time
	<ul style="list-style-type: none">• Use glue and scissors to cut and paste to complete the task
	<ul style="list-style-type: none">• More please! You can choose one or more on these activities

DAY 1



*Remember to use
your prompt sheet*

Learning Intention: To listen to and read a book about school.



Listen to the book.



Read along with an adult.

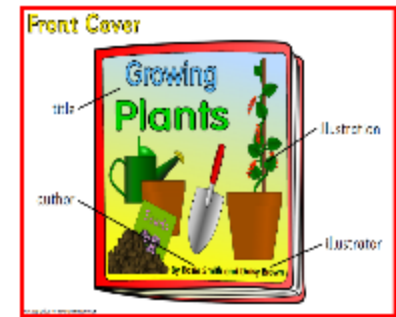


Copy a favourite picture from the book and tell an adult why you chose it.



Talk to an adult about what you have read.

DAY 2



Learning Intention: To know that the cover of a book tells us what it will be about.



Listen to the book again.



Read to an adult.

Look at the cover of your book.



The cover tells you what the book will be about.

Look inside the book. Is every page about things at school?



Draw something you see at your school.

Write 'This is my _____'.



Talk to an adult about things in the book that are different to your school.



DAY 3



Learning Intention: To understand that photos can show feelings.



Listen to the book again.



Read the book to someone in your family.

Photos and pictures can show feelings.



Look at this photo. How do you know that these girls like each other?

They are hugging and smiling.

The words also tell us that the girls are friends.

Draw you and someone special. Draw your face to show your feelings.

Write a word to say how you feel in the picture.



Ask an adult to make their face show a feeling. Can you guess how they feel?



DAY 4



*Some more activities
if you choose...*

Learning Intention: To show what you learned about the title and photos in a non fiction book.

Choose one or more of these activities:




Make a book about people and their feelings.



Show how the people feel by drawing their face.

What is a good title for your book?

Why did you choose that title?



Make some puppet faces to show feelings.

You could perform a 'feelings' play with someone in your family.



Ask an adult to help you find the book or video called

'The Way I Feel' by Janan Cain.



Amazing Reading!

Keep up the great reading!