



WEEK 8



Green Level Reading Support










LEARNING FROM HOME



Picture Prompts

WHAT DO GOOD READERS DO?



Picture	Prompts
	<ul style="list-style-type: none">• Listen to the text• Log on to Epic using your class code• Find the book shown for your learning this week• Find a quiet place where you can hear clearly• You need to be doing whole body listening
	<ul style="list-style-type: none">• Time for you to read aloud• Remember to use: Pictures (use these to help you work out words) .?! "" (punctuation) (sound out the words - b-a- t)
	<ul style="list-style-type: none">• Learning focus
	<ul style="list-style-type: none">• Use a pencil to complete this task• Keep all your work in the same place
	<ul style="list-style-type: none">• This is your speaking, listening and sharing time
	<ul style="list-style-type: none">• Use glue and scissors to cut and paste to complete the task
	<ul style="list-style-type: none">• More please! You can choose one or more on these activities

DAY 1

*Remember to use
your prompt sheet*

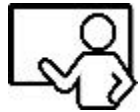
Learning Intention: To retell the main events in a text.



Listen to the book.



Read along with an adult.



Many things happened to Peacock in the story. **Retell** what happened.

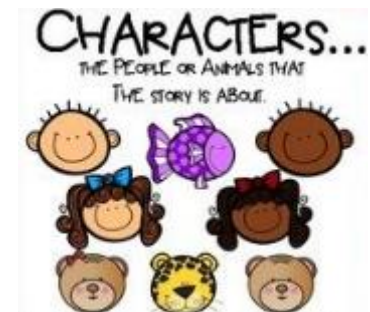


Write what happened in the beginning, middle and end of the story.

Remember to include the other characters.



Add a drawing to support your writing.



DAY 2



Learning Intention: To use pictures to further develop your understanding of a character.



Listen to the book again.



Read to an adult.



Look at the pictures on page 16 and 17. The author has not written any words on these pages. Think about how Peacock is **feeling**.



Write how you think he is feeling and explain why.

Look at the picture on page 21. How is Peacock feeling in this picture?

Write how he is feeling now.

What has made him **change**?



DAY 3



Learning Intention: To identify and use verbs.



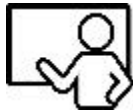
Listen to the book again.



Read the book to someone in your family.

In this book Peacock was very busy doing lots of things.

These **action** words are called **verbs**.



Look through the book and find all the **verbs**.

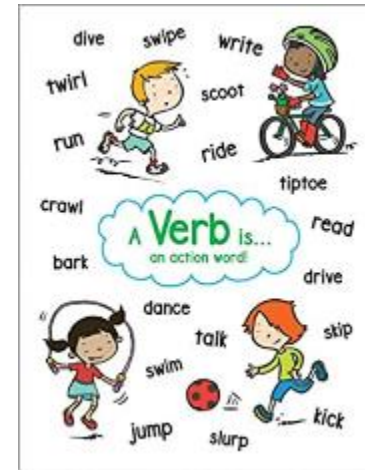
Write a list of the verbs you found.



Write 3 sentences using different verbs. Draw pictures to match your sentences.



Read your sentences to an adult.



DAY 4



*Some more activities
if you choose...*

Learning Intention: Show your understanding of the themes in the book.

Choose one or more of these activities:



Write a story about what could happen in the next book if this were a series.
Remember to use the same characters.



Research some of the other types of birds from the book.


Write one fact and draw a picture.




Create a picture collage with different birds.



Read another book that includes a bird, such as 'Feathers for Phoebe'.





Sensational Reading!

Keep up the great reading!

