



WEEK
10



Green Level Reading Support








LEARNING FROM HOME



Picture Prompts

WHAT DO GOOD READERS DO?



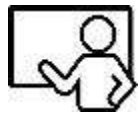
Picture	Prompts
	<ul style="list-style-type: none">• Listen to the text• Log on to Epic using your class code• Find the book shown for your learning this week• Find a quiet place where you can hear clearly• You need to be doing whole body listening
	<ul style="list-style-type: none">• Time for you to read aloud• Remember to use: Pictures (use these to help you work out words) .?! "" (punctuation) (sound out the words - b-a- t)
	<ul style="list-style-type: none">• Learning focus
	<ul style="list-style-type: none">• Use a pencil to complete this task• Keep all your work in the same place
	<ul style="list-style-type: none">• This is your speaking, listening and sharing time
	<ul style="list-style-type: none">• Use glue and scissors to cut and paste to complete the task
	<ul style="list-style-type: none">• More please! You can choose one or more on these activities

DAY 1

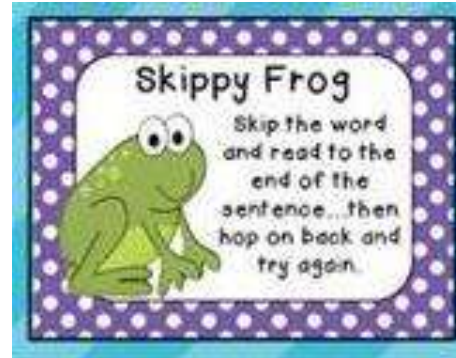
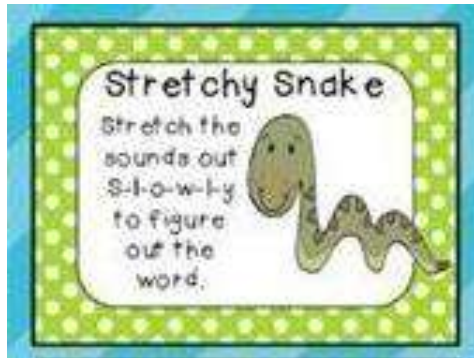


*Remember to use
your prompt sheet*

Learning Intention: To use different reading strategies to solve unknown words.



Here are 2 **strategies** that can be used when reading.



When you get to a tricky word, use **'Stretchy Snake'** to sound out the word.

If you still cannot solve it, try **'Skippy Frog'**. Read the sentence and skip the word you don't know. You may be able to solve the word using these 2 strategies.



As you read, write all the tricky words you found.

DAY 2



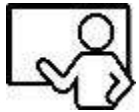
Learning Intention: To make inferences about a character based on what you have read.



Listen to the again book.



Read along with an adult.



The boy was the **main character** in the book.



Draw a big picture of the boy.



Around the picture write words to **describe** him.

Add things like: his age, his hobbies and what is he like inside.

Share your picture and writing with an adult.



DAY 3



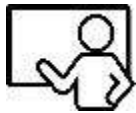
Learning Intention: To retell the main events in the story.



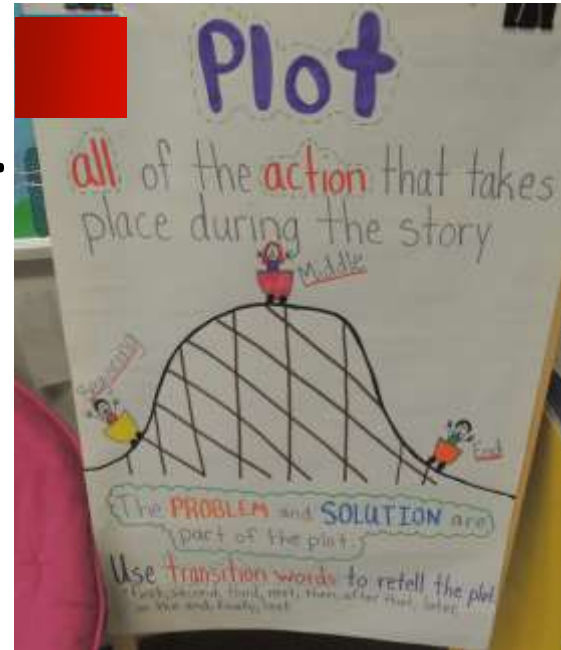
Listen to the book again.



Read the book to someone in your family.



Using your own words, retell the story. Remember to mention the **characters** and **setting**.



Write the main things that happened in **order**.



Read your writing to an adult.



DAY 4



*Some more activities
if you choose...*

Learning Intention: Show your understanding of the themes in the book.

Choose one or more of these activities:

Be your own 'painting genius' and create your own magnificent art using paint, pencils and crayons.



Ask a parent to help you research some famous artists such as Frida Kahlo and Henri Matisse.



Write a letter to Louie the cat with some ideas of what he can do when he is alone.





Wonderful Reading!

Keep up the great reading!

