

WEEK  
11



# Green Level Reading Support



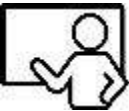




LEARNING FROM HOME



# Picture Prompts

WHAT DO GOOD READERS DO?



Picture	Prompts
	<ul style="list-style-type: none"><li>• Listen to the text</li><li>• Log on to Epic using your class code</li><li>• Find the book shown for your learning this week</li><li>• Find a quiet place where you can hear clearly</li><li>• You need to be doing whole body listening</li></ul>
	<ul style="list-style-type: none"><li>• Time for you to read aloud</li><li>• Remember to use: Pictures (use these to help you work out words) .?! "" (punctuation) (sound out the words - b-a- t)</li></ul>
	<ul style="list-style-type: none"><li>• Learning focus</li></ul>
	<ul style="list-style-type: none"><li>• Use a pencil to complete this task</li><li>• Keep all your work in the same place</li></ul>
	<ul style="list-style-type: none"><li>• This is your speaking, listening and sharing time</li></ul>
	<ul style="list-style-type: none"><li>• Use glue and scissors to cut and paste to complete the task</li></ul>
	<ul style="list-style-type: none"><li>• More please! You can choose one or more on these activities</li></ul>

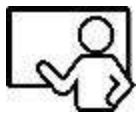
# DAY 1



*Remember to use  
your prompt sheet*

**Learning Intention:** To predict what information will be in the text.

This book is called 'Animals Under the Sea'. Non-fiction books give information or facts about a particular topic.



**Before** reading the text, look at the **cover** and **title** of the book.

Use the information you know about water animals to make a **prediction** about what information you think will be in the book.



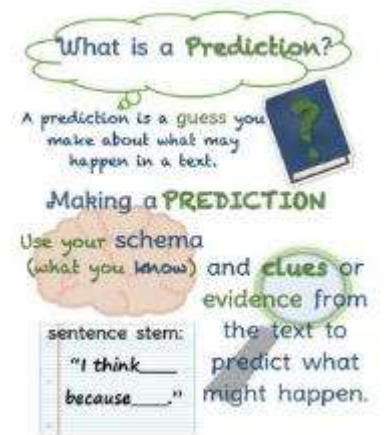
Write your predictions.



Listen to the book.



Share your sentences with an adult. Add one more sentence with a new fact.

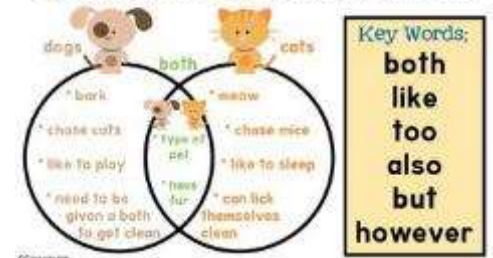


# DAY 2



## Compare & Contrast

When you compare and contrast you think about what is the same and what is different.



**Learning Intention:** To compare and contrast two water animals.



Listen to the book.



Read along with an adult.



This is a non-fiction text. The author explores different water animals.

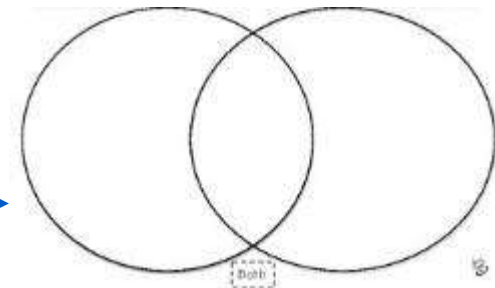
Choose 2 of the water animals from the book and **contrast** and **compare**.

Think about what is the same about them – **compare**.

Think about what is different about them – **contrast**.



Create a Venn diagram.




Share your work with an adult.

# DAY 3



**Learning Intention:** To listen to and respond to the text.



Listen to the book again.



Read the book to someone in your family.

Choose your favourite page from the book. Explain why you chose this page.



In **your own words**, write some **information** you **learnt**.



Remember to include a drawing of the page.



Share your writing with an adult.

# DAY 4



*Some more activities  
if you choose...*

**Learning Intention:** Show your understanding of the concepts taught.

Choose one or more of these activities:



Complete the tasks at the end of the book to show your understanding.



Write a list of questions that you have about animals that live under the sea.

With parent support, research to find answers to the questions.

Read your writing from Day 1. Were your predictions correct?





Outstanding Reading!

Keep up the great reading!