

WEEK 9



Orange Level Reading Support








LEARNING FROM HOME



Picture Prompts

WHAT DO GOOD READERS DO?



Picture	Prompts
	<ul style="list-style-type: none">• Listen to the text• Log on to Epic using your class code• Find the book shown for your learning this week• Find a quiet place where you can hear clearly• You need to be doing whole body listening
	<ul style="list-style-type: none">• Time for you to read aloud• Remember to use: Pictures (use these to help you work out words) .?! "" (punctuation) (sound out the words - b-a- t)
	<ul style="list-style-type: none">• Learning focus
	<ul style="list-style-type: none">• Use a pencil to complete this task• Keep all your work in the same place
	<ul style="list-style-type: none">• This is your speaking, listening and sharing time
	<ul style="list-style-type: none">• Use glue and scissors to cut and paste to complete the task
	<ul style="list-style-type: none">• More please! You can choose one or more on these activities

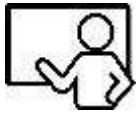
DAY 1



Remember to use your prompt sheet

Learning Intention: To predict what might be in a book titled 'Loud and Soft'.

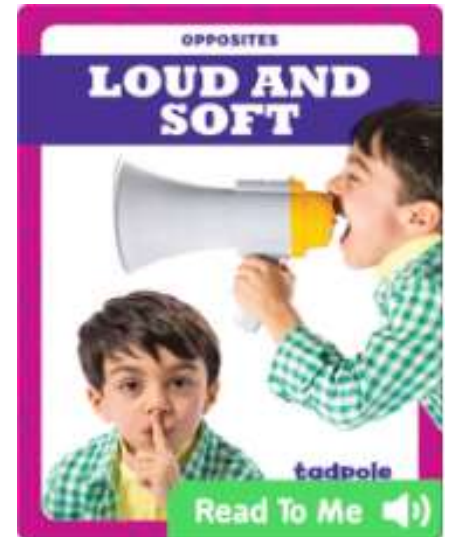
This book is called 'Loud and Soft'.



Before reading, look at the front cover. It gives you information about what the book is about.

Share with an adult what you think you will see in the book.

This book is about things that **sound** loud and soft.



Things that are loud	Things that are soft



Draw a table like this.

Draw or write 3 things in each column that sound loud and soft.




Read the book with an adult.

DAY 2



Learning Intention: To understand opposites.

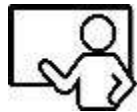


Listen to the book again.



Read to an adult.

This book compares things that sound soft and loud.



When **comparing** how loud something is, the **opposite** of soft is loud.

Think about other things that are opposites.



Write as many opposites as you can and draw a picture to match.



Share with an adult. See if you can add to your list.

DAY 3

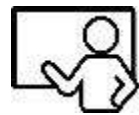


Learning Intention: To use different strategies to assist in solving unknown words.

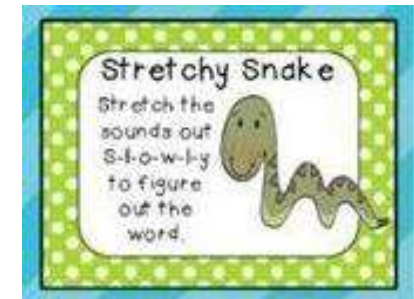


Here is a page from the book.

There are some tricky words on this page.



Here are 3 strategies that can assist to solve an unknown word.



Read the book to someone in your family.



Write a list of words that these strategies helped you solve.



Share your words with a family member.

DAY 4



*Some more activities
if you choose...*

Learning Intention: Show your understanding of the concepts taught this week.

Choose one or more of these activities:



Ask an adult if you can use a camera to photograph things from around your house that are opposites.

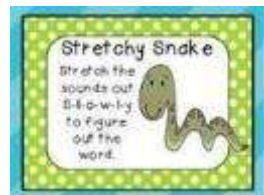
Research some instruments that are 'loud' and 'soft'.



Sit in your backyard quietly and listen to the sounds you hear. Are they loud or soft?



Practise using the strategies to solve unknown words in different books.





Incredible Reading!

Keep up the great reading!

