

WEEK 9



Red Level Reading Support

LEARNING FROM HOME

What is Noisy?










written by Pam Holden

Picture Prompts

WHAT DO GOOD READERS DO?



Picture	Prompts
	<ul style="list-style-type: none">• Listen to the text• Log on to Epic using your class code• Find the book shown for your learning this week• Find a quiet place where you can hear clearly• You need to be doing whole body listening
	<ul style="list-style-type: none">• Time for you to read aloud• Remember to use pictures (these to help you work out the words)• use .?! "" (punctuation)• sound out the words - b-a-t
	<ul style="list-style-type: none">• Use a pencil to complete this task• Keep all your work in the same place
	<ul style="list-style-type: none">• Learning focus
	<ul style="list-style-type: none">• This is your speaking, listening and sharing time
	<ul style="list-style-type: none">• Use glue and scissors to cut and paste to complete the task
	<ul style="list-style-type: none">• More please! You can choose one or more on these activities

DAY 1



*Remember to use
your prompt sheet*

Learning Intention: To listen to and read the book 'What is Noisy?'



Listen to the book.



Read along with an adult.



Copy a favourite picture from the book and tell an adult why you chose it.



Talk to an adult about what you have read.

DAY 2



Learning Intention: To know that non-fiction books have information that matches the title page.



Listen to the book again.



Read to an adult.



Look at these pages from your book.

The **title page** asks, 'What is Noisy?'

The pages show things that are noisy.



The information in the book matches the title page.

Look through the book. Write and draw all the things that are noisy.



Tell an adult what you know about the information and title page in a non-fiction book.


What is Noisy?



DAY 3



Question
Mark



Learning Intention: To know what a question mark in a non-fiction book means.



Listen to the book again.



Read to an adult.



Some **non-fiction** books ask a **question**.

Look at this page. It asks, 'What is Noisy?'

The picture shows a helicopter.

The picture and the writing answer the question.

We know that a helicopter is noisy.

Look at all the pages in your book. How many



did you find?

Talk to an adult about what a question mark means.



DAY 4



*Some more activities
if you choose...*

Learning Intention: To show what you know about things that are noisy.

Choose one or more of these activities:

Make a rice shaker.

Find an empty plastic container.

Fill it with rice. Seal the top. Decorate the container.


You have made a musical instrument. Now make some **Noise!!!**


Make a book about noisy instruments.

Find some things around your house that make lots of noise.

Draw one noisy thing on each page. Write the word to label each picture.

Read your book to someone in your family.





Incredible Reading!

Keep up the great reading!

