



Hillsmeade
Primary School
• Growing and Learning Together •

SETTING UP AN ANDROID TABLET

INTRODUCTION

The aim of this document is the following:

- Show how parents/carers can adopt the use of parental restrictions through [Family Link](#) to control and monitor how and what their child can view and access on their device. **This is not a mandatory requirement but a tool that can be useful in managing your child's device whilst at home.** [Family Link](#) also allows parents/carers to restrict App purchases, filter harmful content and gather information about the duration of device usage by their child.
- Prepare a new or owned Android device for school.
- Install necessary apps from the list.

CONNECTING TO THE SCHOOL WIFI

At the start of the school year, Hillsmeade will install a certificate that will allow student access to our school eduSTAR wireless network. Teachers will assist students with joining the school's network.

GOOGLE FAMILY LINK

Useful Links:

- <https://families.google/families/>
- Guidebook - <https://guidebooks.google.com/family-link/overview>

Google Family Link is a service offered by Google that allows parents to set digital ground rules for their children's device use. With Google Family Link, parents can create a Google Account for their child, set screen time limits, and manage the apps that their child can use. The service is available on Android devices and can be used to manage the device use of children under 13 (or the applicable age in your country). Parents can also use Google Family Link to help keep their child safe online by setting browsing filters and receiving notifications about their child's device activity.

We ask parents to consider enabling restrictions on their child's Android device.



APPS AND GOOGLE ACCOUNT

Useful links:

Guidelines - <https://support.google.com/families/answer/7103338?hl=en>

YouTube - <https://youtu.be/G4U9WmxQy5k>

To create a Google Account for your child using Google Family Link:

1. Install the Google Family Link app on your device. You can download it for free from the App Store (iOS) or Google Play (Android).
2. Open the app and tap "Create a Google Account for your child."
3. Follow the on-screen instructions to enter your child's name, date of birth, and other required information.
4. Review the Google Terms of Service and Privacy Policy, and tap "I agree" if you agree to the terms.
5. Set a screen time limit for your child's device by following the prompts in the app. You can set a daily screen time limit or set specific times of day when the device can be used.
6. Follow the prompts to link your child's device to their Google Account. You may need to enter a verification code to complete this step.
7. Once the account has been created, your child can use their new Google Account to sign in to their device and access Google services. As a parent, you will be able to manage your child's device use and online safety through the Google Family Link app.

Whilst at school, the Android device is a learning tool, not an entertainment tool. All apps/programs should be age-appropriate and aligned with the school's Code of Conduct.

Students should not have any Social Media apps on their Android device during the school day. These include:

- Facebook, Twitter, Instagram, Snapchat, Periscope, Vine, Tumblr, Tiktok, Scout, Yubo, Omegle, Discord, and Only Fans.



The Terms and Conditions for all these apps require users to be older than 13 years of age and, in some cases, 18 years of age. Students with these apps installed will be required to remove the apps before bringing the device to school.

Further resources can be found at [The Carly Ryan Foundation](https://www.carlyryanfoundation.com/resources/fact-sheets) at <https://www.carlyryanfoundation.com/resources/fact-sheets>.

MICROSOFT 365 ACCOUNTS

All students will be provided with a school Microsoft 365 account. We have been using these school Microsoft accounts within the school for the past few years. These accounts also allow the students to use the various Microsoft 365 apps to collaborate within the classroom.

BYOD TIPS

1. ERASE THE DEVICE AND START AGAIN

If you are using an existing Android device from home, it is a good idea to erase the device and set it up again. This ensures enough storage space on the device and is an opportunity to set up things like Screen Time and Google Family Link Account.

2. KEEP YOUR ANDROID DEVICE UP TO DATE

It is a good idea to make sure your child's Android device is regularly updated. This ensures that the device is not vulnerable to security threats.

2023 APP LIST







We ask that the following apps be installed on your child's Android device for the start of the school year. The list below is a core list essential to the BYOD program. All apps are free. Your child's teacher may ask you to download more free apps throughout the year.

Some of the apps you may already have on your devices at home. If this is the case, you will not need to purchase them again; simply download them onto the new device.


When installing the apps, please ensure that the icon matches the image below, as some apps use similar names.



CLASSROOM APPS/SOFTWARE

	Kahoot https://play.google.com/store/apps/dev?id=5643238107618943124
	Minecraft Education Edition https://play.google.com/store/apps/details?id=com.mojang.minecraftedu
	Microsoft 365 suite of tools https://play.google.com/store/apps/details?id=com.microsoft.office.officehubrow
	Microsoft Teams https://play.google.com/store/apps/details?id=com.microsoft.teams
	Canva: Design, Photo & Video https://play.google.com/store/apps/dev?id=7271418222529975455
	Quizlet https://play.google.com/store/apps/details?id=com.quizlet.quizletandroid


Mandarin APP

	Duolingo https://play.google.com/store/apps/details?id=com.duolingo
---	---

MEDIA ARTS APPS

	Clipchamp https://play.google.com/store/apps/details?id=com.clipchamp.app
	Sketchbook https://play.google.com/store/apps/developer?id=Sketchbook

ASSESSMENT AND ADMINISTRATION APPS

	Webex Meetings https://play.google.com/store/apps/details?id=com.cisco.webex.meetings
---	---